

# Seo Analyzer alneterster.tk

Generated on December 15 2021 01:46 AM

The score is 60/100



## SEO Content

	Title	Forex Holidays 2020 (Markets Holidays calendar) <b>Length : 47</b> Perfect, your title contains between 10 and 70 characters.												
	Description	GMT and EST hours for trading Forex. Forex market welcomes traders 24 hours a day. Forex market opens on Sunday 5 pm EST (10:00 pm GMT), closes on Friday 5 pm EST (10:00 pm GMT). Trading sessions according to GMT (Greenwich Mean Time): <b>Length : 235</b> Ideally, your meta description should contain between 70 and 160 characters (spaces included). Use <a href="#">this free tool</a> to calculate text length.												
	Keywords	what time does forex close on friday Good, your page contains meta keywords.												
	Og Meta Properties	This page does not take advantage of Og Properties. This tags allows social crawler's better structurize your page. Use <a href="#">this free og properties generator</a> to create them.												
	Headings	<table><thead><tr><th>H1</th><th>H2</th><th>H3</th><th>H4</th><th>H5</th><th>H6</th></tr></thead><tbody><tr><td>206</td><td>4</td><td>0</td><td>0</td><td>5</td><td>152</td></tr></tbody></table> <ul style="list-style-type: none"><li>[H1] Forex Holidays 2020 (Markets Holidays calendar)</li><li>[H1] Investors will look to the Fed to soothe the market next week, but that may be a tall order - (Source)</li><li>[H1] This past week saw the following moves in the S&amp;P:</li><li>[H1] Major Indices for this past week:</li><li>[H1] Major Futures Markets as of Friday's close:</li><li>[H1] Economic Calendar for the Week Ahead:</li><li>[H1] Percentage Changes for the Major Indices, WTD, MTD, QTD, YTD as of Friday's close:</li><li>[H1] S&amp;P Sectors for the Past Week:</li><li>[H1] Major Indices Pullback/Correction Levels as of Friday's close:</li><li>[H1] Major Indices Rally Levels as of Friday's close:</li><li>[H1] Most Anticipated Earnings Releases for this week:</li></ul>	H1	H2	H3	H4	H5	H6	206	4	0	0	5	152
H1	H2	H3	H4	H5	H6									
206	4	0	0	5	152									

## SEO Content

- [H1] Here are the upcoming IPO's for this week:
- [H1] Friday's Stock Analyst Upgrades & Downgrades:
- [H1] Election Charts You Need To See: Part 1
- [H1] Active Managers Do an About Face
- [H1] The Most and Least Heavily Shorted Stocks in the Russell 1,000
- [H1] 5 Lessons Learned About Rising Rates
- [H1] Best and Worst Performing Stocks Since the 9/2 High
- [H1] Typical Early September Weakness Recovers Mid-Month Sells Off Month-End
- [H1] Monday 9.14.20 Before Market Open:
- [H1] Monday 9.14.20 After Market Close:
- [H1] Tuesday 9.15.20 Before Market Open:
- [H1] Tuesday 9.15.20 After Market Close:
- [H1] Wednesday 9.16.20 Before Market Open:
- [H1] Wednesday 9.16.20 After Market Close:
- [H1] Thursday 9.17.20 Before Market Open:
- [H1] Thursday 9.17.20 After Market Close:
- [H1] Friday 9.18.20 Before Market Open:
- [H1] Friday 9.18.20 After Market Close:
- [H1] FedEx Corp. \$232.79
- [H1] (CLICK HERE FOR THE CHART!)
- [H1] Adobe Inc. \$471.35
- [H1] (CLICK HERE FOR THE CHART!)
- [H1] Cracker Barrel Old Country Store, Inc. \$136.79
- [H1] (CLICK HERE FOR THE CHART!)
- [H1] Aspen Group, Inc. \$11.54
- [H1] (CLICK HERE FOR THE CHART!)
- [H1] Lennar Corp. \$77.48
- [H1] (CLICK HERE FOR THE CHART!)
- [H1] Endava \$53.03
- [H1] (CLICK HERE FOR THE CHART!)
- [H1] Brady Corp. \$45.34
- [H1] (CLICK HERE FOR THE CHART!)
- [H1] Cantel Medical Corp. \$49.12
- [H1] (CLICK HERE FOR THE CHART!)
- [H1] IsoRay Inc \$0.63
- [H1] (CLICK HERE FOR THE CHART!)
- [H1] Apogee Enterprises, Inc. \$19.49
- [H1] (CLICK HERE FOR THE CHART!)
- [H1] DISCUSS!
- [H1] Investors will look to the Fed to soothe the market next week, but that may be a tall order - (Source)
- [H1] This past week saw the following moves in the S&P:
- [H1] Major Indices for this past week:
- [H1] Major Futures Markets as of Friday's close:
- [H1] Economic Calendar for the Week Ahead:
- [H1] Percentage Changes for the Major Indices, WTD, MTD, QTD, YTD as of Friday's close:
- [H1] S&P Sectors for the Past Week:
- [H1] Major Indices Pullback/Correction Levels as of Friday's close:
- [H1] Major Indices Rally Levels as of Friday's close:
- [H1] Most Anticipated Earnings Releases for this week:
- [H1] Here are the upcoming IPO's for this week:
- [H1] Friday's Stock Analyst Upgrades & Downgrades:

## SEO Content

- [H1] Election Charts You Need To See: Part 1
- [H1] Active Managers Do an About Face
- [H1] The Most and Least Heavily Shorted Stocks in the Russell 1,000
- [H1] 5 Lessons Learned About Rising Rates
- [H1] Best and Worst Performing Stocks Since the 9/2 High
- [H1] Typical Early September Weakness Recovers Mid-Month Sells Off Month-End
- [H1] STOCK MARKET VIDEO: Stock Market Analysis Video for Week Ending September 11th, 2020
- [H1] STOCK MARKET VIDEO: ShadowTrader Video Weekly 9.13.20
- [H1] Monday 9.14.20 Before Market Open:
- [H1] Monday 9.14.20 After Market Close:
- [H1] Tuesday 9.15.20 Before Market Open:
- [H1] Tuesday 9.15.20 After Market Close:
- [H1] Wednesday 9.16.20 Before Market Open:
- [H1] Wednesday 9.16.20 After Market Close:
- [H1] Thursday 9.17.20 Before Market Open:
- [H1] Thursday 9.17.20 After Market Close:
- [H1] Friday 9.18.20 Before Market Open:
- [H1] Friday 9.18.20 After Market Close:
- [H1] FedEx Corp. \$232.79
- [H1] (CLICK HERE FOR THE CHART!)
- [H1] Adobe Inc. \$471.35
- [H1] (CLICK HERE FOR THE CHART!)
- [H1] Cracker Barrel Old Country Store, Inc. \$136.79
- [H1] (CLICK HERE FOR THE CHART!)
- [H1] Aspen Group, Inc. \$11.54
- [H1] (CLICK HERE FOR THE CHART!)
- [H1] Lennar Corp. \$77.48
- [H1] (CLICK HERE FOR THE CHART!)
- [H1] Endava \$53.03
- [H1] (CLICK HERE FOR THE CHART!)
- [H1] Brady Corp. \$45.34
- [H1] (CLICK HERE FOR THE CHART!)
- [H1] Cantel Medical Corp. \$49.12
- [H1] (CLICK HERE FOR THE CHART!)
- [H1] IsoRay Inc \$0.63
- [H1] (CLICK HERE FOR THE CHART!)
- [H1] Apogee Enterprises, Inc. \$19.49
- [H1] (CLICK HERE FOR THE CHART!)
- [H1] DISCUSS!
- [H1] Investors will look to the Fed to soothe the market next week, but that may be a tall order - (Source)
- [H1] This past week saw the following moves in the S&P:
- [H1] Major Indices for this past week:
- [H1] Major Futures Markets as of Friday's close:
- [H1] Economic Calendar for the Week Ahead:
- [H1] Percentage Changes for the Major Indices, WTD, MTD, QTD, YTD as of Friday's close:
- [H1] S&P Sectors for the Past Week:
- [H1] Major Indices Pullback/Correction Levels as of Friday's close:
- [H1] Major Indices Rally Levels as of Friday's close:
- [H1] Most Anticipated Earnings Releases for this week:

# SEO Content

- [H1] Here are the upcoming IPO's for this week:
- [H1] Friday's Stock Analyst Upgrades & Downgrades:
- [H1] Election Charts You Need To See: Part 1
- [H1] Active Managers Do an About Face
- [H1] The Most and Least Heavily Shorted Stocks in the Russell 1,000
- [H1] 5 Lessons Learned About Rising Rates
- [H1] Best and Worst Performing Stocks Since the 9/2 High
- [H1] Typical Early September Weakness Recovers Mid-Month Sells Off Month-End
- [H1] STOCK MARKET VIDEO: Stock Market Analysis Video for Week Ending September 11th, 2020
- [H1] STOCK MARKET VIDEO: ShadowTrader Video Weekly 9.13.20
- [H1] Monday 9.14.20 Before Market Open:
- [H1] Monday 9.14.20 After Market Close:
- [H1] Tuesday 9.15.20 Before Market Open:
- [H1] Tuesday 9.15.20 After Market Close:
- [H1] Wednesday 9.16.20 Before Market Open:
- [H1] Wednesday 9.16.20 After Market Close:
- [H1] Thursday 9.17.20 Before Market Open:
- [H1] Thursday 9.17.20 After Market Close:
- [H1] Friday 9.18.20 Before Market Open:
- [H1] Friday 9.18.20 After Market Close:
- [H1] FedEx Corp. \$232.79
- [H1] (CLICK HERE FOR THE CHART!)
- [H1] Adobe Inc. \$471.35
- [H1] (CLICK HERE FOR THE CHART!)
- [H1] Cracker Barrel Old Country Store, Inc. \$136.79
- [H1] (CLICK HERE FOR THE CHART!)
- [H1] Aspen Group, Inc. \$11.54
- [H1] (CLICK HERE FOR THE CHART!)
- [H1] Lennar Corp. \$77.48
- [H1] (CLICK HERE FOR THE CHART!)
- [H1] Endava \$53.03
- [H1] (CLICK HERE FOR THE CHART!)
- [H1] Brady Corp. \$45.34
- [H1] (CLICK HERE FOR THE CHART!)
- [H1] Cantel Medical Corp. \$49.12
- [H1] (CLICK HERE FOR THE CHART!)
- [H1] IsoRay Inc \$0.63
- [H1] (CLICK HERE FOR THE CHART!)
- [H1] Apogee Enterprises, Inc. \$19.49
- [H1] (CLICK HERE FOR THE CHART!)
- [H1] DISCUSS!
- [H1] Squeezes and other risks
- [H1] Market positioning
- [H1] Bet correlation
- [H1] Crap trades, timeouts and monthly limits
- [H1] That's a wrap on risk management
- [H1] Investors will look to the Fed to soothe the market next week, but that may be a tall order - (Source)
- [H1] This past week saw the following moves in the S&P:
- [H1] Major Indices for this past week:
- [H1] Major Futures Markets as of Friday's close:
- [H1] Economic Calendar for the Week Ahead:

# SEO Content

- [H1] Percentage Changes for the Major Indices, WTD, MTD, QTD, YTD as of Friday's close:
- [H1] S&P Sectors for the Past Week:
- [H1] Major Indices Pullback/Correction Levels as of Friday's close:
- [H1] Major Indices Rally Levels as of Friday's close:
- [H1] Most Anticipated Earnings Releases for this week:
- [H1] Here are the upcoming IPO's for this week:
- [H1] Friday's Stock Analyst Upgrades & Downgrades:
- [H1] Election Charts You Need To See: Part 1
- [H1] Active Managers Do an About Face
- [H1] The Most and Least Heavily Shorted Stocks in the Russell 1,000
- [H1] 5 Lessons Learned About Rising Rates
- [H1] Best and Worst Performing Stocks Since the 9/2 High
- [H1] Typical Early September Weakness Recovers Mid-Month Sells Off Month-End
- [H1] Monday 9.14.20 Before Market Open:
- [H1] Monday 9.14.20 After Market Close:
- [H1] Tuesday 9.15.20 Before Market Open:
- [H1] Tuesday 9.15.20 After Market Close:
- [H1] Wednesday 9.16.20 Before Market Open:
- [H1] Wednesday 9.16.20 After Market Close:
- [H1] Thursday 9.17.20 Before Market Open:
- [H1] Thursday 9.17.20 After Market Close:
- [H1] Friday 9.18.20 Before Market Open:
- [H1] Friday 9.18.20 After Market Close:
- [H1] FedEx Corp. \$232.79
- [H1] (CLICK HERE FOR THE CHART!)
- [H1] Adobe Inc. \$471.35
- [H1] (CLICK HERE FOR THE CHART!)
- [H1] Cracker Barrel Old Country Store, Inc. \$136.79
- [H1] (CLICK HERE FOR THE CHART!)
- [H1] Aspen Group, Inc. \$11.54
- [H1] (CLICK HERE FOR THE CHART!)
- [H1] Lennar Corp. \$77.48
- [H1] (CLICK HERE FOR THE CHART!)
- [H1] Endava \$53.03
- [H1] (CLICK HERE FOR THE CHART!)
- [H1] Brady Corp. \$45.34
- [H1] (CLICK HERE FOR THE CHART!)
- [H1] Cantel Medical Corp. \$49.12
- [H1] (CLICK HERE FOR THE CHART!)
- [H1] IsoRay Inc \$0.63
- [H1] (CLICK HERE FOR THE CHART!)
- [H1] Apogee Enterprises, Inc. \$19.49
- [H1] (CLICK HERE FOR THE CHART!)
- [H1] DISCUSS!
- [H2] Events
- [H2] Squeezes
- [H2] Asymmetric losses
- [H2] Lesson 11: Market Opening Hours
- [H5] Wall Street Week Ahead for the trading week beginning September 14th, 2020
- [H5] Wall Street Week Ahead for the trading week beginning September 14th, 2020

















## SEO Content

	Images	We found 6 images on this web page.  1 alt attributes are empty or missing. Add alternative text so that search engines can better understand the content of your images.
	Text/HTML Ratio	Ratio : <b>1%</b>  This page's ratio of text to HTML code is below 15 percent, this means that your website probably needs more text content.
	Flash	Perfect, no Flash content has been detected on this page.
	Iframe	Too Bad, you have Iframes on the web pages, this mean that content in an Iframe cannot be indexed.

## SEO Links

	URL Rewrite	Good. Your links looks friendly!
	Underscores in the URLs	Perfect! No underscores detected in your URLs.
	In-page links	We found a total of 229 links including 0 link(s) to files
	Statistics	External Links : noFollow 0%  External Links : Passing Juice 0.44%  Internal Links 99.56%

## In-page links

Anchor	Type	Juice
<a href="#">wallstreetbets</a>	Internal	Passing Juice
<a href="#">(Source)</a>	Internal	Passing Juice
<a href="#">CLICK HERE FOR THE FULL S&amp;P TREE MAP FOR THE PAST WEEK!</a>	Internal	Passing Juice
<a href="#">CLICK HERE FOR THE MAJOR INDICES FOR THE PAST WEEK!</a>	Internal	Passing Juice

## In-page links

[CLICK HERE FOR THE MAJOR FUTURES INDICES AS OF FRIDAY!](#) Internal Passing Juice

[CLICK HERE FOR THE FULL ECONOMIC CALENDAR FOR THE WEEK AHEAD!](#) Internal Passing Juice

[CLICK HERE FOR THE CHART!](#) Internal Passing Juice

[CLICK HERE FOR THE CHART!](#) Internal Passing Juice

[CLICK HERE FOR THE CHART!](#) Internal Passing Juice

[CLICK HERE FOR THE CHART!](#) Internal Passing Juice

[CLICK HERE FOR THE CHART!](#) Internal Passing Juice

[CLICK HERE FOR THE CHART!](#) Internal Passing Juice

[CLICK HERE FOR THE CHART LINK #1!](#) Internal Passing Juice

[CLICK HERE FOR THE CHART LINK #2!](#) Internal Passing Juice

[CLICK HERE FOR THE CHART LINK #3!](#) Internal Passing Juice

[CLICK HERE FOR THE CHART!](#) Internal Passing Juice

[CLICK HERE FOR THE CHART!](#) Internal Passing Juice

[CLICK HERE FOR THE CHART!](#) Internal Passing Juice

[CLICK HERE FOR THE CHART!](#) Internal Passing Juice

[CLICK HERE FOR THE CHART!](#) Internal Passing Juice

[CLICK HERE FOR THE CHART!](#) Internal Passing Juice

[CLICK HERE FOR THE CHART!](#) Internal Passing Juice

[CLICK HERE FOR THE CHART!](#) Internal Passing Juice

[CLICK HERE FOR THE CHART!](#) Internal Passing Juice

[CLICK HERE FOR THE CHART!](#) Internal Passing Juice

[CLICK HERE FOR THE CHART!](#) Internal Passing Juice

[CLICK HERE FOR THE CHART!](#) Internal Passing Juice

[CLICK HERE FOR NEXT WEEK'S MOST NOTABLE EARNINGS RELEASES!](#) Internal Passing Juice

[CLICK HERE FOR NEXT WEEK'S HIGHEST VOLATILITY EARNINGS RELEASES!](#) Internal Passing Juice

[CLICK HERE FOR MONDAY'S AFTER-MARKET EARNINGS TIME & ESTIMATES!](#) Internal Passing Juice

## In-page links

<a href="#">CLICK HERE FOR TUESDAY'S PRE-MARKET EARNINGS TIME &amp; ESTIMATES!</a>	Internal	Passing Juice
<a href="#">CLICK HERE FOR TUESDAY'S AFTER-MARKET EARNINGS TIME &amp; ESTIMATES!</a>	Internal	Passing Juice
<a href="#">CLICK HERE FOR WEDNESDAY'S PRE-MARKET EARNINGS TIME &amp; ESTIMATES!</a>	Internal	Passing Juice
<a href="#">CLICK HERE FOR THURSDAY'S PRE-MARKET EARNINGS TIME &amp; ESTIMATES!</a>	Internal	Passing Juice
<a href="#">CLICK HERE FOR THE CHART!</a>	Internal	Passing Juice
<a href="#">CLICK HERE FOR THE CHART!</a>	Internal	Passing Juice
<a href="#">CLICK HERE FOR THE CHART!</a>	Internal	Passing Juice
<a href="#">CLICK HERE FOR THE CHART!</a>	Internal	Passing Juice
<a href="#">CLICK HERE FOR THE CHART!</a>	Internal	Passing Juice
<a href="#">CLICK HERE FOR THE CHART!</a>	Internal	Passing Juice
<a href="#">CLICK HERE FOR THE CHART!</a>	Internal	Passing Juice
<a href="#">CLICK HERE FOR THE CHART!</a>	Internal	Passing Juice
<a href="#">CLICK HERE FOR THE CHART!</a>	Internal	Passing Juice
<a href="#">CLICK HERE FOR THE CHART!</a>	Internal	Passing Juice
<a href="#">CLICK HERE FOR THE CHART!</a>	Internal	Passing Juice
<a href="#">CLICK HERE FOR THE CHART!</a>	Internal	Passing Juice
<a href="#">wallstreetbets</a>	Internal	Passing Juice
<a href="#">bigbear0083</a>	Internal	Passing Juice
<a href="#">wallstreetbets</a>	Internal	Passing Juice
<a href="#">[link]</a>	Internal	Passing Juice
<a href="#">[comments]</a>	Internal	Passing Juice
<a href="#">StockMarket</a>	Internal	Passing Juice
<a href="#">(Source)</a>	Internal	Passing Juice
<a href="#">CLICK HERE FOR THE FULL S&amp;P TREE MAP FOR THE PAST WEEK!</a>	Internal	Passing Juice
<a href="#">CLICK HERE FOR THE MAJOR INDICES FOR THE PAST WEEK!</a>	Internal	Passing Juice
<a href="#">CLICK HERE FOR THE MAJOR FUTURES INDICES AS OF FRIDAY!</a>	Internal	Passing Juice
<a href="#">CLICK HERE FOR THE FULL ECONOMIC CALENDAR FOR THE WEEK AHEAD!</a>	Internal	Passing Juice



## In-page links

<a href="#">CLICK HERE FOR TUESDAY'S AFTER-MARKET EARNINGS TIME &amp; ESTIMATES!</a>	Internal	Passing Juice
<a href="#">CLICK HERE FOR WEDNESDAY'S PRE-MARKET EARNINGS TIME &amp; ESTIMATES!</a>	Internal	Passing Juice
<a href="#">CLICK HERE FOR THURSDAY'S PRE-MARKET EARNINGS TIME &amp; ESTIMATES!</a>	Internal	Passing Juice
<a href="#">CLICK HERE FOR THE CHART!</a>	Internal	Passing Juice
<a href="#">CLICK HERE FOR THE CHART!</a>	Internal	Passing Juice
<a href="#">CLICK HERE FOR THE CHART!</a>	Internal	Passing Juice
<a href="#">CLICK HERE FOR THE CHART!</a>	Internal	Passing Juice
<a href="#">CLICK HERE FOR THE CHART!</a>	Internal	Passing Juice
<a href="#">CLICK HERE FOR THE CHART!</a>	Internal	Passing Juice
<a href="#">CLICK HERE FOR THE CHART!</a>	Internal	Passing Juice
<a href="#">CLICK HERE FOR THE CHART!</a>	Internal	Passing Juice
<a href="#">CLICK HERE FOR THE CHART!</a>	Internal	Passing Juice
<a href="#">CLICK HERE FOR THE CHART!</a>	Internal	Passing Juice
<a href="#">CLICK HERE FOR THE CHART!</a>	Internal	Passing Juice
<a href="#">CLICK HERE FOR THE CHART!</a>	Internal	Passing Juice
<a href="#">StockMarket</a>	Internal	Passing Juice
<a href="#">bigbear0083</a>	Internal	Passing Juice
<a href="#">StockMarket</a>	Internal	Passing Juice
<a href="#">[link]</a>	Internal	Passing Juice
<a href="#">[comments]</a>	Internal	Passing Juice
<a href="#">smallstreetbets</a>	Internal	Passing Juice
<a href="#">(Source)</a>	Internal	Passing Juice
<a href="#">CLICK HERE FOR THE FULL S&amp;P TREE MAP FOR THE PAST WEEK!</a>	Internal	Passing Juice
<a href="#">CLICK HERE FOR THE MAJOR INDICES FOR THE PAST WEEK!</a>	Internal	Passing Juice
<a href="#">CLICK HERE FOR THE MAJOR FUTURES INDICES AS OF FRIDAY!</a>	Internal	Passing Juice
<a href="#">CLICK HERE FOR THE FULL ECONOMIC CALENDAR FOR THE WEEK AHEAD!</a>	Internal	Passing Juice
<a href="#">CLICK HERE FOR THE CHART!</a>	Internal	Passing Juice



## In-page links

<a href="#">CLICK HERE FOR THURSDAY'S PRE-MARKET EARNINGS TIME &amp; ESTIMATES!</a>	Internal	Passing Juice
<a href="#">CLICK HERE FOR THE CHART!</a>	Internal	Passing Juice
<a href="#">CLICK HERE FOR THE CHART!</a>	Internal	Passing Juice
<a href="#">CLICK HERE FOR THE CHART!</a>	Internal	Passing Juice
<a href="#">CLICK HERE FOR THE CHART!</a>	Internal	Passing Juice
<a href="#">CLICK HERE FOR THE CHART!</a>	Internal	Passing Juice
<a href="#">CLICK HERE FOR THE CHART!</a>	Internal	Passing Juice
<a href="#">CLICK HERE FOR THE CHART!</a>	Internal	Passing Juice
<a href="#">CLICK HERE FOR THE CHART!</a>	Internal	Passing Juice
<a href="#">CLICK HERE FOR THE CHART!</a>	Internal	Passing Juice
<a href="#">smallstreetbets</a>	Internal	Passing Juice
<a href="#">bigbear0083</a>	Internal	Passing Juice
<a href="#">smallstreetbets</a>	Internal	Passing Juice
<a href="#">[link]</a>	Internal	Passing Juice
<a href="#">[comments]</a>	Internal	Passing Juice
<a href="#">Part I</a>	Internal	Passing Juice
<a href="#">Part II</a>	Internal	Passing Juice
<a href="#">There's a reason for the car, don't worry</a>	Internal	Passing Juice
<a href="#">Incredible event</a>	Internal	Passing Juice
<a href="#">Something that changed FX markets forever</a>	Internal	Passing Juice
<a href="#">then spectacularly blow up</a>	Internal	Passing Juice
<a href="#">A carry trade position clear-out in action</a>	Internal	Passing Juice
<a href="#">download it directly here</a>	Internal	Passing Juice
<a href="#">Raw format is kinda hard to work with</a>	Internal	Passing Juice
<a href="#">But you can easily get visualisations</a>	Internal	Passing Juice
<a href="#">Chart from TradingView</a>	Internal	Passing Juice
<a href="#">really good video</a>	Internal	Passing Juice



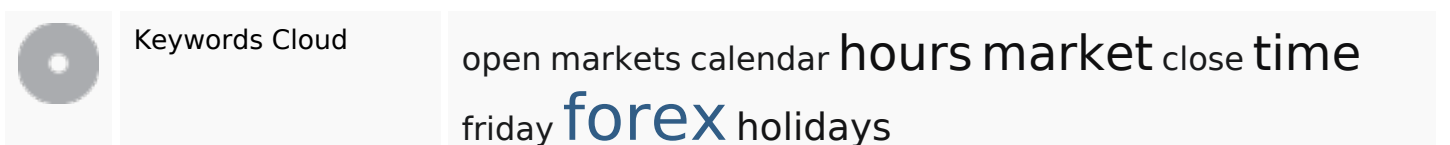
## In-page links

<a href="#">CLICK HERE FOR THE CHART!</a>	Internal	Passing Juice
<a href="#">CLICK HERE FOR THE CHART!</a>	Internal	Passing Juice
<a href="#">CLICK HERE FOR THE CHART!</a>	Internal	Passing Juice
<a href="#">CLICK HERE FOR NEXT WEEK'S MOST NOTABLE EARNINGS RELEASES!</a>	Internal	Passing Juice
<a href="#">CLICK HERE FOR NEXT WEEK'S HIGHEST VOLATILITY EARNINGS RELEASES!</a>	Internal	Passing Juice
<a href="#">CLICK HERE FOR MONDAY'S AFTER-MARKET EARNINGS TIME &amp; ESTIMATES!</a>	Internal	Passing Juice
<a href="#">CLICK HERE FOR TUESDAY'S PRE-MARKET EARNINGS TIME &amp; ESTIMATES!</a>	Internal	Passing Juice
<a href="#">CLICK HERE FOR TUESDAY'S AFTER-MARKET EARNINGS TIME &amp; ESTIMATES!</a>	Internal	Passing Juice
<a href="#">CLICK HERE FOR WEDNESDAY'S PRE-MARKET EARNINGS TIME &amp; ESTIMATES!</a>	Internal	Passing Juice
<a href="#">CLICK HERE FOR THE CHART!</a>	Internal	Passing Juice
<a href="#">CLICK HERE FOR THE CHART!</a>	Internal	Passing Juice
<a href="#">CLICK HERE FOR THE CHART!</a>	Internal	Passing Juice
<a href="#">CLICK HERE FOR THE CHART!</a>	Internal	Passing Juice
<a href="#">CLICK HERE FOR THE CHART!</a>	Internal	Passing Juice
<a href="#">CLICK HERE FOR THE CHART!</a>	Internal	Passing Juice
<a href="#">CLICK HERE FOR THE CHART!</a>	Internal	Passing Juice
<a href="#">CLICK HERE FOR THE CHART!</a>	Internal	Passing Juice
<a href="#">CLICK HERE FOR THE CHART!</a>	Internal	Passing Juice
<a href="#">CLICK HERE FOR THE CHART!</a>	Internal	Passing Juice
<a href="#">stocks</a>	Internal	Passing Juice
<a href="#">bigbear0083</a>	Internal	Passing Juice
<a href="#">stocks</a>	Internal	Passing Juice
<a href="#">[link]</a>	Internal	Passing Juice
<a href="#">[comments]</a>	Internal	Passing Juice
<a href="#">index</a>	Internal	Passing Juice

## In-page links

<a href="#">470</a>	Internal	Passing Juice
<a href="#">4651</a>	Internal	Passing Juice
<a href="#">3303</a>	Internal	Passing Juice
<a href="#">3497</a>	Internal	Passing Juice
<a href="#">3481</a>	Internal	Passing Juice
<a href="#">3644</a>	Internal	Passing Juice
<a href="#">222</a>	Internal	Passing Juice
<a href="#">bitcoin rate chart</a>	Internal	Passing Juice
<a href="#">gold binary options</a>	Internal	Passing Juice
<a href="#">gtc forex</a>	Internal	Passing Juice
<a href="#">forex wave</a>	Internal	Passing Juice
<a href="#">5emas forex</a>	Internal	Passing Juice
<a href="#">online bitcoin miner</a>	Internal	Passing Juice
<a href="#">forex magnates</a>	Internal	Passing Juice
<a href="#">como invertir en forex</a>	Internal	Passing Juice
<a href="#">binary options demo accounts</a>	Internal	Passing Juice
<a href="http://masrsoftwinpye.ga">http://masrsoftwinpye.ga</a>	External	Passing Juice

## SEO Keywords








## Keywords Consistency

Keyword	Content	Title	Keywords	Description	Headings
forex	17	✓	✓	✓	✓
market	8	✓	✗	✓	✓







## Keywords Consistency

time	7	✘	✔	✔	✔
hours	7	✘	✘	✔	✔
holidays	4	✔	✘	✘	✔

## Usability

	Url	Domain : alneterster.tk Length : 14
	Favicon	Very bad. We have not found shortcut icon. Icons are one of easy ways to attract regular visitors to your website more often.
	Printability	We could not find a Print-Friendly CSS.
	Language	Good. Your declared language is en.
	Dublin Core	This page does not take advantage of Dublin Core.

## Document

	Doctype	HTML 5
	Encoding	Perfect. Your declared charset is UTF-8.
	W3C Validity	Errors : 213 Warnings : 1
	Email Privacy	Great no email address has been found in plain text!
	Deprecated HTML	Great! We haven't found deprecated HTML tags in your HTML.
	Speed Tips	<ul style="list-style-type: none"><li>✔ Excellent, your website doesn't use nested tables.</li><li>✔ Perfect. No inline css has been found in HTML tags!</li></ul>

## Document

- ✔ Great, your website has few CSS files.
- ✔ Perfect, your website has few JavaScript files.
- ✔ Perfect, your website takes advantage of gzip.

## Mobile



### Mobile Optimization

- ✘ Apple Icon
- ✔ Meta Viewport Tag
- ✔ Flash content

## Optimization



### XML Sitemap

Missing

Your website does not have an XML sitemap - this can be problematic.

A sitemap lists URLs that are available for crawling and can include additional information like your site's latest updates, frequency of changes and importance of the URLs. This allows search engines to crawl the site more intelligently.



### Robots.txt

<http://alnetester.tk/robots.txt>

Great, your website has a robots.txt file.



### Analytics

Missing

We didn't detect an analytics tool installed on this website.

Web analytics let you measure visitor activity on your website. You should have at least one analytics tool installed, but It can also be good to install a second in order to cross-check the data.