

Seo Analyzer fecmelisi.tk

Generated on November 30 2021 08:27 AM

The score is 60/100



SEO Content

	Title	17 Successful Forex Traders you can Emulate in 2020 ... Length : 55 Perfect, your title contains between 10 and 70 characters.												
	Description	The top Forex traders in the world. Quick notice before we start: the list below is not arranged in any particular order, other than the author's desire to speak about certain people before the rest. Do not hold it against us if your favorite legend does not stand before any other, it is simply a random assortment and in no way a ranking of ... Length : 346 Ideally, your meta description should contain between 70 and 160 characters (spaces included). Use this free tool to calculate text length.												
	Keywords	top forex traders in the world Good, your page contains meta keywords.												
	Og Meta Properties	This page does not take advantage of Og Properties. This tags allows social crawler's better structurize your page. Use this free og properties generator to create them.												
	Headings	<table><thead><tr><th>H1</th><th>H2</th><th>H3</th><th>H4</th><th>H5</th><th>H6</th></tr></thead><tbody><tr><td>202</td><td>1</td><td>0</td><td>0</td><td>8</td><td>152</td></tr></tbody></table> <ul style="list-style-type: none">[H1] 17 Successful Forex Traders you can Emulate in 2020 ...[H1] Investors will look to the Fed to soothe the market next week, but that may be a tall order - (Source)[H1] This past week saw the following moves in the S&P:[H1] Major Indices for this past week:[H1] Major Futures Markets as of Friday's close:[H1] Economic Calendar for the Week Ahead:[H1] Percentage Changes for the Major Indices, WTD, MTD, QTD, YTD as of Friday's close:[H1] S&P Sectors for the Past Week:[H1] Major Indices Pullback/Correction Levels as of Friday's close:[H1] Major Indices Rally Levels as of Friday's close:	H1	H2	H3	H4	H5	H6	202	1	0	0	8	152
H1	H2	H3	H4	H5	H6									
202	1	0	0	8	152									

SEO Content

- [H1] Most Anticipated Earnings Releases for this week:
- [H1] Here are the upcoming IPO's for this week:
- [H1] Friday's Stock Analyst Upgrades & Downgrades:
- [H1] Election Charts You Need To See: Part 1
- [H1] Active Managers Do an About Face
- [H1] The Most and Least Heavily Shorted Stocks in the Russell 1,000
- [H1] 5 Lessons Learned About Rising Rates
- [H1] Best and Worst Performing Stocks Since the 9/2 High
- [H1] Typical Early September Weakness Recovers Mid-Month Sells Off Month-End
- [H1] Monday 9.14.20 Before Market Open:
- [H1] Monday 9.14.20 After Market Close:
- [H1] Tuesday 9.15.20 Before Market Open:
- [H1] Tuesday 9.15.20 After Market Close:
- [H1] Wednesday 9.16.20 Before Market Open:
- [H1] Wednesday 9.16.20 After Market Close:
- [H1] Thursday 9.17.20 Before Market Open:
- [H1] Thursday 9.17.20 After Market Close:
- [H1] Friday 9.18.20 Before Market Open:
- [H1] Friday 9.18.20 After Market Close:
- [H1] FedEx Corp. \$232.79
- [H1] (CLICK HERE FOR THE CHART!)
- [H1] Adobe Inc. \$471.35
- [H1] (CLICK HERE FOR THE CHART!)
- [H1] Cracker Barrel Old Country Store, Inc. \$136.79
- [H1] (CLICK HERE FOR THE CHART!)
- [H1] Aspen Group, Inc. \$11.54
- [H1] (CLICK HERE FOR THE CHART!)
- [H1] Lennar Corp. \$77.48
- [H1] (CLICK HERE FOR THE CHART!)
- [H1] Endava \$53.03
- [H1] (CLICK HERE FOR THE CHART!)
- [H1] Brady Corp. \$45.34
- [H1] (CLICK HERE FOR THE CHART!)
- [H1] Cantel Medical Corp. \$49.12
- [H1] (CLICK HERE FOR THE CHART!)
- [H1] IsoRay Inc \$0.63
- [H1] (CLICK HERE FOR THE CHART!)
- [H1] Apogee Enterprises, Inc. \$19.49
- [H1] (CLICK HERE FOR THE CHART!)
- [H1] DISCUSS!
- [H1] Investors will look to the Fed to soothe the market next week, but that may be a tall order - (Source)
- [H1] This past week saw the following moves in the S&P:
- [H1] Major Indices for this past week:
- [H1] Major Futures Markets as of Friday's close:
- [H1] Economic Calendar for the Week Ahead:
- [H1] Percentage Changes for the Major Indices, WTD, MTD, QTD, YTD as of Friday's close:
- [H1] S&P Sectors for the Past Week:
- [H1] Major Indices Pullback/Correction Levels as of Friday's close:
- [H1] Major Indices Rally Levels as of Friday's close:
- [H1] Most Anticipated Earnings Releases for this week:
- [H1] Here are the upcoming IPO's for this week:

SEO Content

- [H1] Friday's Stock Analyst Upgrades & Downgrades:
- [H1] Election Charts You Need To See: Part 1
- [H1] Active Managers Do an About Face
- [H1] The Most and Least Heavily Shorted Stocks in the Russell 1,000
- [H1] 5 Lessons Learned About Rising Rates
- [H1] Best and Worst Performing Stocks Since the 9/2 High
- [H1] Typical Early September Weakness Recovers Mid-Month Sells Off Month-End
- [H1] STOCK MARKET VIDEO: Stock Market Analysis Video for Week Ending September 11th, 2020
- [H1] STOCK MARKET VIDEO: ShadowTrader Video Weekly 9.13.20
- [H1] Monday 9.14.20 Before Market Open:
- [H1] Monday 9.14.20 After Market Close:
- [H1] Tuesday 9.15.20 Before Market Open:
- [H1] Tuesday 9.15.20 After Market Close:
- [H1] Wednesday 9.16.20 Before Market Open:
- [H1] Wednesday 9.16.20 After Market Close:
- [H1] Thursday 9.17.20 Before Market Open:
- [H1] Thursday 9.17.20 After Market Close:
- [H1] Friday 9.18.20 Before Market Open:
- [H1] Friday 9.18.20 After Market Close:
- [H1] FedEx Corp. \$232.79
- [H1] (CLICK HERE FOR THE CHART!)
- [H1] Adobe Inc. \$471.35
- [H1] (CLICK HERE FOR THE CHART!)
- [H1] Cracker Barrel Old Country Store, Inc. \$136.79
- [H1] (CLICK HERE FOR THE CHART!)
- [H1] Aspen Group, Inc. \$11.54
- [H1] (CLICK HERE FOR THE CHART!)
- [H1] Lennar Corp. \$77.48
- [H1] (CLICK HERE FOR THE CHART!)
- [H1] Endava \$53.03
- [H1] (CLICK HERE FOR THE CHART!)
- [H1] Brady Corp. \$45.34
- [H1] (CLICK HERE FOR THE CHART!)
- [H1] Cantel Medical Corp. \$49.12
- [H1] (CLICK HERE FOR THE CHART!)
- [H1] IsoRay Inc \$0.63
- [H1] (CLICK HERE FOR THE CHART!)
- [H1] Apogee Enterprises, Inc. \$19.49
- [H1] (CLICK HERE FOR THE CHART!)
- [H1] DISCUSS!
- [H1] Investors will look to the Fed to soothe the market next week, but that may be a tall order - (Source)
- [H1] This past week saw the following moves in the S&P:
- [H1] Major Indices for this past week:
- [H1] Major Futures Markets as of Friday's close:
- [H1] Economic Calendar for the Week Ahead:
- [H1] Percentage Changes for the Major Indices, WTD, MTD, QTD, YTD as of Friday's close:
- [H1] S&P Sectors for the Past Week:
- [H1] Major Indices Pullback/Correction Levels as of Friday's close:
- [H1] Major Indices Rally Levels as of Friday's close:

SEO Content




- [H1] Most Anticipated Earnings Releases for this week:
- [H1] Here are the upcoming IPO's for this week:
- [H1] Friday's Stock Analyst Upgrades & Downgrades:
- [H1] Election Charts You Need To See: Part 1
- [H1] Active Managers Do an About Face
- [H1] The Most and Least Heavily Shorted Stocks in the Russell 1,000
- [H1] 5 Lessons Learned About Rising Rates
- [H1] Best and Worst Performing Stocks Since the 9/2 High
- [H1] Typical Early September Weakness Recovers Mid-Month Sells Off Month-End
- [H1] STOCK MARKET VIDEO: Stock Market Analysis Video for Week Ending September 11th, 2020
- [H1] STOCK MARKET VIDEO: ShadowTrader Video Weekly 9.13.20
- [H1] Monday 9.14.20 Before Market Open:
- [H1] Monday 9.14.20 After Market Close:
- [H1] Tuesday 9.15.20 Before Market Open:
- [H1] Tuesday 9.15.20 After Market Close:
- [H1] Wednesday 9.16.20 Before Market Open:
- [H1] Wednesday 9.16.20 After Market Close:
- [H1] Thursday 9.17.20 Before Market Open:
- [H1] Thursday 9.17.20 After Market Close:
- [H1] Friday 9.18.20 Before Market Open:
- [H1] Friday 9.18.20 After Market Close:
- [H1] FedEx Corp. \$232.79
- [H1] (CLICK HERE FOR THE CHART!)
- [H1] Adobe Inc. \$471.35
- [H1] (CLICK HERE FOR THE CHART!)
- [H1] Cracker Barrel Old Country Store, Inc. \$136.79
- [H1] (CLICK HERE FOR THE CHART!)
- [H1] Aspen Group, Inc. \$11.54
- [H1] (CLICK HERE FOR THE CHART!)
- [H1] Lennar Corp. \$77.48
- [H1] (CLICK HERE FOR THE CHART!)
- [H1] Endava \$53.03
- [H1] (CLICK HERE FOR THE CHART!)
- [H1] Brady Corp. \$45.34
- [H1] (CLICK HERE FOR THE CHART!)
- [H1] Cantel Medical Corp. \$49.12
- [H1] (CLICK HERE FOR THE CHART!)
- [H1] IsoRay Inc \$0.63
- [H1] (CLICK HERE FOR THE CHART!)
- [H1] Apogee Enterprises, Inc. \$19.49
- [H1] (CLICK HERE FOR THE CHART!)
- [H1] DISCUSS!
- [H1] Investors will look to the Fed to soothe the market next week, but that may be a tall order - (Source)
- [H1] This past week saw the following moves in the S&P:
- [H1] Major Indices for this past week:
- [H1] Major Futures Markets as of Friday's close:
- [H1] Economic Calendar for the Week Ahead:
- [H1] Percentage Changes for the Major Indices, WTD, MTD, QTD, YTD as of Friday's close:
- [H1] S&P Sectors for the Past Week:
- [H1] Major Indices Pullback/Correction Levels as of Friday's

SEO Content





close:

- [H1] Major Indices Rally Levels as of Friday's close:
- [H1] Most Anticipated Earnings Releases for this week:
- [H1] Here are the upcoming IPO's for this week:
- [H1] Friday's Stock Analyst Upgrades & Downgrades:
- [H1] Election Charts You Need To See: Part 1
- [H1] Active Managers Do an About Face
- [H1] The Most and Least Heavily Shorted Stocks in the Russell 1,000
- [H1] 5 Lessons Learned About Rising Rates
- [H1] Best and Worst Performing Stocks Since the 9/2 High
- [H1] Typical Early September Weakness Recovers Mid-Month Sells Off Month-End
- [H1] Monday 9.14.20 Before Market Open:
- [H1] Monday 9.14.20 After Market Close:
- [H1] Tuesday 9.15.20 Before Market Open:
- [H1] Tuesday 9.15.20 After Market Close:
- [H1] Wednesday 9.16.20 Before Market Open:
- [H1] Wednesday 9.16.20 After Market Close:
- [H1] Thursday 9.17.20 Before Market Open:
- [H1] Thursday 9.17.20 After Market Close:
- [H1] Friday 9.18.20 Before Market Open:
- [H1] Friday 9.18.20 After Market Close:
- [H1] FedEx Corp. \$232.79
- [H1] (CLICK HERE FOR THE CHART!)
- [H1] Adobe Inc. \$471.35
- [H1] (CLICK HERE FOR THE CHART!)
- [H1] Cracker Barrel Old Country Store, Inc. \$136.79
- [H1] (CLICK HERE FOR THE CHART!)
- [H1] Aspen Group, Inc. \$11.54
- [H1] (CLICK HERE FOR THE CHART!)
- [H1] Lennar Corp. \$77.48
- [H1] (CLICK HERE FOR THE CHART!)
- [H1] Endava \$53.03
- [H1] (CLICK HERE FOR THE CHART!)
- [H1] Brady Corp. \$45.34
- [H1] (CLICK HERE FOR THE CHART!)
- [H1] Cantel Medical Corp. \$49.12
- [H1] (CLICK HERE FOR THE CHART!)
- [H1] IsoRay Inc \$0.63
- [H1] (CLICK HERE FOR THE CHART!)
- [H1] Apogee Enterprises, Inc. \$19.49
- [H1] (CLICK HERE FOR THE CHART!)
- [H1] DISCUSS!
- [H1] Pre Market Brief for Thursday July 16th 2020
- [H2] Best Forex Traders Lifestyle & Of The Worlds Richest ...
- [H5] Forex Trading Lessons: A Must For Forex Beginners
- [H5] Top forex traders in the world
- [H5] Best Forex Broker Review by pro trader - Top 10 Best Forex Brokers - Best Forex broker in the world
- [H5] Wall Street Week Ahead for the trading week beginning September 14th, 2020
- [H5] Wall Street Week Ahead for the trading week beginning September 14th, 2020
- [H5] Wall Street Week Ahead for the trading week beginning September 14th, 2020

SEO Content

		search engines can better understand the content of your images.
	Text/HTML Ratio	Ratio : 1% This page's ratio of text to HTML code is below 15 percent, this means that your website probably needs more text content.
	Flash	Perfect, no Flash content has been detected on this page.
	Iframe	Too Bad, you have Iframes on the web pages, this mean that content in an Iframe cannot be indexed.

SEO Links

	URL Rewrite	Good. Your links looks friendly!
	Underscores in the URLs	Perfect! No underscores detected in your URLs.
	In-page links	We found a total of 328 links including 0 link(s) to files
	Statistics	External Links : noFollow 0% External Links : Passing Juice 0.3% Internal Links 99.7%

In-page links

Anchor	Type	Juice
[link]	Internal	Passing Juice
emilyclark10	Internal	Passing Juice
u/emilyclark10	Internal	Passing Juice
[link]	Internal	Passing Juice
[comments]	Internal	Passing Juice
TopExpertreview	Internal	Passing Juice

In-page links

CLICK HERE FOR NEXT WEEK'S MOST NOTABLE EARNINGS RELEASES!	Internal	Passing Juice
CLICK HERE FOR NEXT WEEK'S HIGHEST VOLATILITY EARNINGS RELEASES!	Internal	Passing Juice
CLICK HERE FOR MONDAY'S AFTER-MARKET EARNINGS TIME & ESTIMATES!	Internal	Passing Juice
CLICK HERE FOR TUESDAY'S PRE-MARKET EARNINGS TIME & ESTIMATES!	Internal	Passing Juice
CLICK HERE FOR TUESDAY'S AFTER-MARKET EARNINGS TIME & ESTIMATES!	Internal	Passing Juice
CLICK HERE FOR THURSDAY'S PRE-MARKET EARNINGS TIME & ESTIMATES!	Internal	Passing Juice
CLICK HERE FOR THE CHART!	Internal	Passing Juice
CLICK HERE FOR THE CHART!	Internal	Passing Juice
CLICK HERE FOR THE CHART!	Internal	Passing Juice
CLICK HERE FOR THE CHART!	Internal	Passing Juice
CLICK HERE FOR THE CHART!	Internal	Passing Juice
CLICK HERE FOR THE CHART!	Internal	Passing Juice
CLICK HERE FOR THE CHART!	Internal	Passing Juice
CLICK HERE FOR THE CHART!	Internal	Passing Juice
CLICK HERE FOR THE CHART!	Internal	Passing Juice
CLICK HERE FOR THE CHART!	Internal	Passing Juice
StockMarket	Internal	Passing Juice
bigbear0083	Internal	Passing Juice
StockMarket	Internal	Passing Juice
[link]	Internal	Passing Juice
[comments]	Internal	Passing Juice
smallstreetbets	Internal	Passing Juice
(Source)	Internal	Passing Juice
CLICK HERE FOR THE FULL S&P TREE MAP FOR THE PAST WEEK!	Internal	Passing Juice
CLICK HERE FOR THE MAJOR INDICES FOR THE PAST WEEK!	Internal	Passing Juice
CLICK HERE FOR THE MAJOR FUTURES INDICES AS OF	Internal	Passing Juice

In-page links

CLICK HERE FOR TUESDAY'S PRE-MARKET EARNINGS TIME & ESTIMATES!	Internal	Passing Juice
CLICK HERE FOR TUESDAY'S AFTER-MARKET EARNINGS TIME & ESTIMATES!	Internal	Passing Juice
CLICK HERE FOR WEDNESDAY'S PRE-MARKET EARNINGS TIME & ESTIMATES!	Internal	Passing Juice
CLICK HERE FOR THURSDAY'S PRE-MARKET EARNINGS TIME & ESTIMATES!	Internal	Passing Juice
CLICK HERE FOR THE CHART!	Internal	Passing Juice
CLICK HERE FOR THE CHART!	Internal	Passing Juice
CLICK HERE FOR THE CHART!	Internal	Passing Juice
CLICK HERE FOR THE CHART!	Internal	Passing Juice
CLICK HERE FOR THE CHART!	Internal	Passing Juice
CLICK HERE FOR THE CHART!	Internal	Passing Juice
CLICK HERE FOR THE CHART!	Internal	Passing Juice
CLICK HERE FOR THE CHART!	Internal	Passing Juice
CLICK HERE FOR THE CHART!	Internal	Passing Juice
CLICK HERE FOR THE CHART!	Internal	Passing Juice
smallstreetbets	Internal	Passing Juice
bigbear0083	Internal	Passing Juice
smallstreetbets	Internal	Passing Juice
[link]	Internal	Passing Juice
[comments]	Internal	Passing Juice
(Source)	Internal	Passing Juice
CLICK HERE FOR THE FULL S&P TREE MAP FOR THE PAST WEEK!	Internal	Passing Juice
CLICK HERE FOR THE MAJOR INDICES FOR THE PAST WEEK!	Internal	Passing Juice
CLICK HERE FOR THE MAJOR FUTURES INDICES AS OF FRIDAY!	Internal	Passing Juice
CLICK HERE FOR THE FULL ECONOMIC CALENDAR FOR THE WEEK AHEAD!	Internal	Passing Juice
CLICK HERE FOR THE CHART!	Internal	Passing Juice

In-page links

CLICK HERE FOR THE CHART!	Internal	Passing Juice
CLICK HERE FOR THE CHART!	Internal	Passing Juice
CLICK HERE FOR THE CHART!	Internal	Passing Juice
CLICK HERE FOR THE CHART!	Internal	Passing Juice
CLICK HERE FOR THE CHART!	Internal	Passing Juice
CLICK HERE FOR THE CHART!	Internal	Passing Juice
CLICK HERE FOR THE CHART!	Internal	Passing Juice
CLICK HERE FOR THE CHART!	Internal	Passing Juice
CLICK HERE FOR THE CHART!	Internal	Passing Juice
CLICK HERE FOR THE CHART!	Internal	Passing Juice
stocks	Internal	Passing Juice
bigbear0083	Internal	Passing Juice
stocks	Internal	Passing Juice
[link]	Internal	Passing Juice
[comments]	Internal	Passing Juice
The Twitter Link Here	Internal	Passing Juice
Premarket Trading	Internal	Passing Juice
Dow	Internal	Passing Juice
Asian	Internal	Passing Juice
European	Internal	Passing Juice
Global	Internal	Passing Juice
Treasuries	Internal	Passing Juice
Pre Market Brief for 07/15/2020	Internal	Passing Juice
Market Recap	Internal	Passing Juice
4.5%	Internal	Passing Juice
17	Internal	Passing Juice
1375K	Internal	Passing Juice
4.2%	Internal	Passing Juice

In-page links

1250K	Internal	Passing Juice
1290K	Internal	Passing Juice
17600K	Internal	Passing Juice
-3%	Internal	Passing Juice
59	Internal	Passing Juice
58	Internal	Passing Juice
-2.1%	Internal	Passing Juice
-1.8%	Internal	Passing Juice
\$200B	Internal	Passing Juice
6:13 PM yesterday: Mallinckrodt	Internal	Passing Juice
UK Car	Internal	Passing Juice
Postal	Internal	Passing Juice
California	Internal	Passing Juice
California	Internal	Passing Juice
ServiceSource	Internal	Passing Juice
Tricida	Internal	Passing Juice
The Law Offices	Internal	Passing Juice
Weil Gotshal	Internal	Passing Juice
Neptune	Internal	Passing Juice
Fifth Third	Internal	Passing Juice
Home	Internal	Passing Juice
Aptose	Internal	Passing Juice
The Law Offices	Internal	Passing Juice
Twitter	Internal	Passing Juice
Tesla	Internal	Passing Juice
FOREX	Internal	Passing Juice
Relay	Internal	Passing Juice
HPX Corp	Internal	Passing Juice

In-page links

Adaptive	Internal	Passing Juice
Nabriva	Internal	Passing Juice
EU Court	Internal	Passing Juice
EU Court	Internal	Passing Juice
Corporación	Internal	Passing Juice
China	Internal	Passing Juice
Coronavirus	Internal	Passing Juice
Dell	Internal	Passing Juice
American	Internal	Passing Juice
U.S. Judge	Internal	Passing Juice
Carnival	Internal	Passing Juice
Chevron	Internal	Passing Juice
American	Internal	Passing Juice
Alcoa	Internal	Passing Juice
Average	Internal	Passing Juice
FCPT	Internal	Passing Juice
Tencent	Internal	Passing Juice
Boyd Gaming	Internal	Passing Juice
Valaris	Internal	Passing Juice
Stewart	Internal	Passing Juice
AdaptHealth	Internal	Passing Juice
Atreca	Internal	Passing Juice
US Department	Internal	Passing Juice
Joseph	Internal	Passing Juice
Orchid	Internal	Passing Juice
White House	Internal	Passing Juice
CNBC's	Internal	Passing Juice
Needham	Internal	Passing Juice

In-page links

Stocks	Internal	Passing Juice
Twitter	Internal	Passing Juice
Singapore's	Internal	Passing Juice
Earnings Calendar	Internal	Passing Juice
Earnings Calendar II	Internal	Passing Juice
Earnings	Internal	Passing Juice
Commodity Prices	Internal	Passing Juice
Commodities Futures	Internal	Passing Juice
COVID-19 Stats	Internal	Passing Juice
Latest Map and Case Count	Internal	Passing Juice
Economic Indicator Forecasts	Internal	Passing Juice
Tracking America's Recovery	Internal	Passing Juice
SEC Form 10-K	Internal	Passing Juice
SEC Form 10-Q	Internal	Passing Juice
SEC Form 8-K	Internal	Passing Juice
SEC Form DEFA14A	Internal	Passing Juice
SEC Form 4	Internal	Passing Juice
SEC Form 144	Internal	Passing Juice
SEC Form 13F	Internal	Passing Juice
Current Trading Halts	Internal	Passing Juice
Reg SHO Threshold List	Internal	Passing Juice
Short Sale Circuit Breaker	Internal	Passing Juice
Highest Short Interest	Internal	Passing Juice
Most Recent Insider Filings	Internal	Passing Juice
Fear and Greed Index	Internal	Passing Juice
Highest Implied Volatility	Internal	Passing Juice
Most Recent IPO Filings	Internal	Passing Juice
Dividend Calendar	Internal	Passing Juice


In-page links

Most Active Stocks	Internal	Passing Juice
Daily Gainers	Internal	Passing Juice
Daily Losers	Internal	Passing Juice
Morning Research and Trading Prep Tool Kit	Internal	Passing Juice
The Ultimate Quick Resource For the Amateur Trader.	Internal	Passing Juice
Cicero1982	Internal	Passing Juice
pennystocks	Internal	Passing Juice
[link]	Internal	Passing Juice
[comments]	Internal	Passing Juice
index	Internal	Passing Juice
4093	Internal	Passing Juice
4324	Internal	Passing Juice
5417	Internal	Passing Juice
2869	Internal	Passing Juice
4129	Internal	Passing Juice
336	Internal	Passing Juice
255	Internal	Passing Juice
4941	Internal	Passing Juice
1976	Internal	Passing Juice
2285	Internal	Passing Juice
forex picks	Internal	Passing Juice
bitcoin cloud mining calculator	Internal	Passing Juice
account forex online trading	Internal	Passing Juice
trading binary options for a living	Internal	Passing Juice
bitcoin mining 2008	Internal	Passing Juice
most popular binary options brokers	Internal	Passing Juice
wii bitcoin mining	Internal	Passing Juice
online forex trading	Internal	Passing Juice

In-page links

bitcoin difficulty chart	Internal	Passing Juice
forex like	Internal	Passing Juice
http://ketrerosemplighprop.tk	External	Passing Juice






SEO Keywords

 Keywords Cloud	forex best most ray trading traders top successful how world
---	--

Keywords Consistency












Keyword	Content	Title	Keywords	Descripti on	Headings
forex	13	✓	✓	✓	✓
traders	8	✓	✓	✓	✓
successful	7	✓	✗	✗	✓
trading	7	✗	✗	✗	✓
top	5	✗	✓	✓	✓

Usability





	Url	Domain : fecmelisi.tk Length : 12
	Favicon	Very bad. We have not found shortcut icon. Icons are one of easy ways to attract regular visitors to your website more often.
	Printability	We could not find a Print-Friendly CSS.
	Language	Good. Your declared language is en.
	Dublin Core	This page does not take advantage of Dublin Core.

Usability


Document

	Doctype	HTML 5
	Encoding	Perfect. Your declared charset is UTF-8.
	W3C Validity	Errors : 216 Warnings : 1
	Email Privacy	Great no email address has been found in plain text!
	Deprecated HTML	Great! We haven't found deprecated HTML tags in your HTML.
	Speed Tips	<ul style="list-style-type: none"> Excellent, your website doesn't use nested tables. Perfect. No inline css has been found in HTML tags! Great, your website has few CSS files. Perfect, your website has few JavaScript files. Perfect, your website takes advantage of gzip.



Mobile

	Mobile Optimization	<ul style="list-style-type: none"> Apple Icon Meta Viewport Tag Flash content
--	---------------------	--

Optimization

	XML Sitemap	Missing Your website does not have an XML sitemap - this can be problematic. A sitemap lists URLs that are available for crawling and can include additional information like your site's latest updates, frequency of changes and importance of the URLs. This allows search engines to
--	-------------	--

Optimization

		crawl the site more intelligently.
	Robots.txt	<p>http://fecmelisi.tk/robots.txt</p> <p>Great, your website has a robots.txt file.</p>
	Analytics	<p>Missing</p> <p>We didn't detect an analytics tool installed on this website.</p> <p>Web analytics let you measure visitor activity on your website. You should have at least one analytics tool installed, but It can also be good to install a second in order to cross-check the data.</p>