

Seo Analyzer incipendibi.tk

Generated on November 30 2021 11:25 AM

The score is 56/100



SEO Content

	Title	Forex - DK Trade Length : 16 Perfect, your title contains between 10 and 70 characters.												
	Description	FOREX.com is a registered FCM and RFED with the CFTC and member of the National Futures Association (NFA # 0339826). Forex trading involves significant risk of loss and is not suitable for all investors. Full Disclosure. Spot Gold and Silver contracts are not subject to regulation under the U.S. Commodity Exchange Act. Length : 320 Ideally, your meta description should contain between 70 and 160 characters (spaces included). Use this free tool to calculate text length.												
	Keywords	forex dk Good, your page contains meta keywords.												
	Og Meta Properties	This page does not take advantage of Og Properties. This tags allows social crawler's better structurize your page. Use this free og properties generator to create them.												
	Headings	<table><thead><tr><th>H1</th><th>H2</th><th>H3</th><th>H4</th><th>H5</th><th>H6</th></tr></thead><tbody><tr><td>253</td><td>1</td><td>0</td><td>0</td><td>8</td><td>190</td></tr></tbody></table> <ul style="list-style-type: none">[H1] Forex - DK Trade[H1] Investors will look to the Fed to soothe the market next week, but that may be a tall order - (Source)[H1] This past week saw the following moves in the S&P:[H1] Major Indices for this past week:[H1] Major Futures Markets as of Friday's close:[H1] Economic Calendar for the Week Ahead:[H1] Percentage Changes for the Major Indices, WTD, MTD, QTD, YTD as of Friday's close:[H1] S&P Sectors for the Past Week:[H1] Major Indices Pullback/Correction Levels as of Friday's close:[H1] Major Indices Rally Levels as of Friday's close:	H1	H2	H3	H4	H5	H6	253	1	0	0	8	190
H1	H2	H3	H4	H5	H6									
253	1	0	0	8	190									

SEO Content

- [H1] Most Anticipated Earnings Releases for this week:
- [H1] Here are the upcoming IPO's for this week:
- [H1] Friday's Stock Analyst Upgrades & Downgrades:
- [H1] Election Charts You Need To See: Part 1
- [H1] Active Managers Do an About Face
- [H1] The Most and Least Heavily Shorted Stocks in the Russell 1,000
- [H1] 5 Lessons Learned About Rising Rates
- [H1] Best and Worst Performing Stocks Since the 9/2 High
- [H1] Typical Early September Weakness Recovers Mid-Month Sells Off Month-End
- [H1] Monday 9.14.20 Before Market Open:
- [H1] Monday 9.14.20 After Market Close:
- [H1] Tuesday 9.15.20 Before Market Open:
- [H1] Tuesday 9.15.20 After Market Close:
- [H1] Wednesday 9.16.20 Before Market Open:
- [H1] Wednesday 9.16.20 After Market Close:
- [H1] Thursday 9.17.20 Before Market Open:
- [H1] Thursday 9.17.20 After Market Close:
- [H1] Friday 9.18.20 Before Market Open:
- [H1] Friday 9.18.20 After Market Close:
- [H1] FedEx Corp. \$232.79
- [H1] (CLICK HERE FOR THE CHART!)
- [H1] Adobe Inc. \$471.35
- [H1] (CLICK HERE FOR THE CHART!)
- [H1] Cracker Barrel Old Country Store, Inc. \$136.79
- [H1] (CLICK HERE FOR THE CHART!)
- [H1] Aspen Group, Inc. \$11.54
- [H1] (CLICK HERE FOR THE CHART!)
- [H1] Lennar Corp. \$77.48
- [H1] (CLICK HERE FOR THE CHART!)
- [H1] Endava \$53.03
- [H1] (CLICK HERE FOR THE CHART!)
- [H1] Brady Corp. \$45.34
- [H1] (CLICK HERE FOR THE CHART!)
- [H1] Cantel Medical Corp. \$49.12
- [H1] (CLICK HERE FOR THE CHART!)
- [H1] IsoRay Inc \$0.63
- [H1] (CLICK HERE FOR THE CHART!)
- [H1] Apogee Enterprises, Inc. \$19.49
- [H1] (CLICK HERE FOR THE CHART!)
- [H1] DISCUSS!
- [H1] Investors will look to the Fed to soothe the market next week, but that may be a tall order - (Source)
- [H1] This past week saw the following moves in the S&P:
- [H1] Major Indices for this past week:
- [H1] Major Futures Markets as of Friday's close:
- [H1] Economic Calendar for the Week Ahead:
- [H1] Percentage Changes for the Major Indices, WTD, MTD, QTD, YTD as of Friday's close:
- [H1] S&P Sectors for the Past Week:
- [H1] Major Indices Pullback/Correction Levels as of Friday's close:
- [H1] Major Indices Rally Levels as of Friday's close:
- [H1] Most Anticipated Earnings Releases for this week:
- [H1] Here are the upcoming IPO's for this week:

SEO Content

- [H1] Friday's Stock Analyst Upgrades & Downgrades:
- [H1] Election Charts You Need To See: Part 1
- [H1] Active Managers Do an About Face
- [H1] The Most and Least Heavily Shorted Stocks in the Russell 1,000
- [H1] 5 Lessons Learned About Rising Rates
- [H1] Best and Worst Performing Stocks Since the 9/2 High
- [H1] Typical Early September Weakness Recovers Mid-Month Sells Off Month-End
- [H1] STOCK MARKET VIDEO: Stock Market Analysis Video for Week Ending September 11th, 2020
- [H1] STOCK MARKET VIDEO: ShadowTrader Video Weekly 9.13.20
- [H1] Monday 9.14.20 Before Market Open:
- [H1] Monday 9.14.20 After Market Close:
- [H1] Tuesday 9.15.20 Before Market Open:
- [H1] Tuesday 9.15.20 After Market Close:
- [H1] Wednesday 9.16.20 Before Market Open:
- [H1] Wednesday 9.16.20 After Market Close:
- [H1] Thursday 9.17.20 Before Market Open:
- [H1] Thursday 9.17.20 After Market Close:
- [H1] Friday 9.18.20 Before Market Open:
- [H1] Friday 9.18.20 After Market Close:
- [H1] FedEx Corp. \$232.79
- [H1] (CLICK HERE FOR THE CHART!)
- [H1] Adobe Inc. \$471.35
- [H1] (CLICK HERE FOR THE CHART!)
- [H1] Cracker Barrel Old Country Store, Inc. \$136.79
- [H1] (CLICK HERE FOR THE CHART!)
- [H1] Aspen Group, Inc. \$11.54
- [H1] (CLICK HERE FOR THE CHART!)
- [H1] Lennar Corp. \$77.48
- [H1] (CLICK HERE FOR THE CHART!)
- [H1] Endava \$53.03
- [H1] (CLICK HERE FOR THE CHART!)
- [H1] Brady Corp. \$45.34
- [H1] (CLICK HERE FOR THE CHART!)
- [H1] Cantel Medical Corp. \$49.12
- [H1] (CLICK HERE FOR THE CHART!)
- [H1] IsoRay Inc \$0.63
- [H1] (CLICK HERE FOR THE CHART!)
- [H1] Apogee Enterprises, Inc. \$19.49
- [H1] (CLICK HERE FOR THE CHART!)
- [H1] DISCUSS!
- [H1] Investors will look to the Fed to soothe the market next week, but that may be a tall order - (Source)
- [H1] This past week saw the following moves in the S&P:
- [H1] Major Indices for this past week:
- [H1] Major Futures Markets as of Friday's close:
- [H1] Economic Calendar for the Week Ahead:
- [H1] Percentage Changes for the Major Indices, WTD, MTD, QTD, YTD as of Friday's close:
- [H1] S&P Sectors for the Past Week:
- [H1] Major Indices Pullback/Correction Levels as of Friday's close:
- [H1] Major Indices Rally Levels as of Friday's close:

SEO Content

- [H1] Most Anticipated Earnings Releases for this week:
- [H1] Here are the upcoming IPO's for this week:
- [H1] Friday's Stock Analyst Upgrades & Downgrades:
- [H1] Election Charts You Need To See: Part 1
- [H1] Active Managers Do an About Face
- [H1] The Most and Least Heavily Shorted Stocks in the Russell 1,000
- [H1] 5 Lessons Learned About Rising Rates
- [H1] Best and Worst Performing Stocks Since the 9/2 High
- [H1] Typical Early September Weakness Recovers Mid-Month Sells Off Month-End
- [H1] STOCK MARKET VIDEO: Stock Market Analysis Video for Week Ending September 11th, 2020
- [H1] STOCK MARKET VIDEO: ShadowTrader Video Weekly 9.13.20
- [H1] Monday 9.14.20 Before Market Open:
- [H1] Monday 9.14.20 After Market Close:
- [H1] Tuesday 9.15.20 Before Market Open:
- [H1] Tuesday 9.15.20 After Market Close:
- [H1] Wednesday 9.16.20 Before Market Open:
- [H1] Wednesday 9.16.20 After Market Close:
- [H1] Thursday 9.17.20 Before Market Open:
- [H1] Thursday 9.17.20 After Market Close:
- [H1] Friday 9.18.20 Before Market Open:
- [H1] Friday 9.18.20 After Market Close:
- [H1] FedEx Corp. \$232.79
- [H1] (CLICK HERE FOR THE CHART!)
- [H1] Adobe Inc. \$471.35
- [H1] (CLICK HERE FOR THE CHART!)
- [H1] Cracker Barrel Old Country Store, Inc. \$136.79
- [H1] (CLICK HERE FOR THE CHART!)
- [H1] Aspen Group, Inc. \$11.54
- [H1] (CLICK HERE FOR THE CHART!)
- [H1] Lennar Corp. \$77.48
- [H1] (CLICK HERE FOR THE CHART!)
- [H1] Endava \$53.03
- [H1] (CLICK HERE FOR THE CHART!)
- [H1] Brady Corp. \$45.34
- [H1] (CLICK HERE FOR THE CHART!)
- [H1] Cantel Medical Corp. \$49.12
- [H1] (CLICK HERE FOR THE CHART!)
- [H1] IsoRay Inc \$0.63
- [H1] (CLICK HERE FOR THE CHART!)
- [H1] Apogee Enterprises, Inc. \$19.49
- [H1] (CLICK HERE FOR THE CHART!)
- [H1] DISCUSS!
- [H1] Investors will look to the Fed to soothe the market next week, but that may be a tall order - (Source)
- [H1] This past week saw the following moves in the S&P:
- [H1] Major Indices for this past week:
- [H1] Major Futures Markets as of Friday's close:
- [H1] Economic Calendar for the Week Ahead:
- [H1] Percentage Changes for the Major Indices, WTD, MTD, QTD, YTD as of Friday's close:
- [H1] S&P Sectors for the Past Week:
- [H1] Major Indices Pullback/Correction Levels as of Friday's

SEO Content




close:

- [H1] Major Indices Rally Levels as of Friday's close:
- [H1] Most Anticipated Earnings Releases for this week:
- [H1] Here are the upcoming IPO's for this week:
- [H1] Friday's Stock Analyst Upgrades & Downgrades:
- [H1] Election Charts You Need To See: Part 1
- [H1] Active Managers Do an About Face
- [H1] The Most and Least Heavily Shorted Stocks in the Russell 1,000
- [H1] 5 Lessons Learned About Rising Rates
- [H1] Best and Worst Performing Stocks Since the 9/2 High
- [H1] Typical Early September Weakness Recovers Mid-Month Sells Off Month-End
- [H1] Monday 9.14.20 Before Market Open:
- [H1] Monday 9.14.20 After Market Close:
- [H1] Tuesday 9.15.20 Before Market Open:
- [H1] Tuesday 9.15.20 After Market Close:
- [H1] Wednesday 9.16.20 Before Market Open:
- [H1] Wednesday 9.16.20 After Market Close:
- [H1] Thursday 9.17.20 Before Market Open:
- [H1] Thursday 9.17.20 After Market Close:
- [H1] Friday 9.18.20 Before Market Open:
- [H1] Friday 9.18.20 After Market Close:
- [H1] FedEx Corp. \$232.79
- [H1] (CLICK HERE FOR THE CHART!)
- [H1] Adobe Inc. \$471.35
- [H1] (CLICK HERE FOR THE CHART!)
- [H1] Cracker Barrel Old Country Store, Inc. \$136.79
- [H1] (CLICK HERE FOR THE CHART!)
- [H1] Aspen Group, Inc. \$11.54
- [H1] (CLICK HERE FOR THE CHART!)
- [H1] Lennar Corp. \$77.48
- [H1] (CLICK HERE FOR THE CHART!)
- [H1] Endava \$53.03
- [H1] (CLICK HERE FOR THE CHART!)
- [H1] Brady Corp. \$45.34
- [H1] (CLICK HERE FOR THE CHART!)
- [H1] Cantel Medical Corp. \$49.12
- [H1] (CLICK HERE FOR THE CHART!)
- [H1] IsoRay Inc \$0.63
- [H1] (CLICK HERE FOR THE CHART!)
- [H1] Apogee Enterprises, Inc. \$19.49
- [H1] (CLICK HERE FOR THE CHART!)
- [H1] DISCUSS!
- [H1] Trade and the economy have become the new roller coaster for markets - (Source)
- [H1] This past week saw the following moves in the S&P:
- [H1] Major Indices for this past week:
- [H1] Major Futures Markets as of Friday's close:
- [H1] Economic Calendar for the Week Ahead:
- [H1] Sector Performance WTD, MTD, YTD:
- [H1] Percentage Changes for the Major Indices, WTD, MTD, QTD, YTD as of Friday's close:
- [H1] S&P Sectors for the Past Week:
- [H1] Major Indices Pullback/Correction Levels as of Friday's close:





SEO Content

- [H1] Major Indices Rally Levels as of Friday's close:
- [H1] Most Anticipated Earnings Releases for this week:
- [H1] Here are the upcoming IPO's for this week:
- [H1] Friday's Stock Analyst Upgrades & Downgrades:
- [H1] S&P 500 Down Four Straight Day After Memorial Day
- [H1] The Bespoke Report - It's All Relative
- [H1] Fed Members Side With "Transitory" Inflation
- [H1] Another Reason For Bulls To Smile
- [H1] Earnings Season Takeaways
- [H1] Pre-election Year June: Tech and Small-caps Best
- [H1] STOCK MARKET VIDEO: Stock Market Analysis Video for May 24th, 2019
- [H1] STOCK MARKET VIDEO: ShadowTrader Video Weekly 05.26.19
- [H1] Monday 5.27.19 Before Market Open:
- [H1] Monday 5.27.19 After Market Close:
- [H1] Tuesday 5.28.19 Before Market Open:
- [H1] Tuesday 5.28.19 After Market Close:
- [H1] Wednesday 5.29.19 Before Market Open:
- [H1] Wednesday 5.29.19 After Market Close:
- [H1] Thursday 5.30.19 Before Market Open:
- [H1] Thursday 5.30.19 After Market Close:
- [H1] Friday 5.31.19 Before Market Open:
- [H1] Friday 5.31.19 After Market Close:
- [H1] NIO Inc. \$3.86
- [H1] (CLICK HERE FOR THE CHART!)
- [H1] Momo Inc. \$26.02
- [H1] (CLICK HERE FOR THE CHART!)
- [H1] Canada Goose Holdings Inc. \$47.89
- [H1] (CLICK HERE FOR THE CHART!)
- [H1] Costco Wholesale Corp. \$247.30
- [H1] (CLICK HERE FOR THE CHART!)
- [H1] Palo Alto Networks, Inc. \$216.26
- [H1] (CLICK HERE FOR THE CHART!)
- [H1] Zscaler, Inc. \$73.76
- [H1] (CLICK HERE FOR THE CHART!)
- [H1] Okta, Inc. \$109.63
- [H1] (CLICK HERE FOR THE CHART!)
- [H1] Workday, Inc. \$210.72
- [H1] (CLICK HERE FOR THE CHART!)
- [H1] Nutanix, Inc. \$35.14
- [H1] (CLICK HERE FOR THE CHART!)
- [H1] ULTA Beauty \$335.09
- [H1] (CLICK HERE FOR THE CHART!)
- [H1] DISCUSS!
- [H2] online Forex training Forex chick 12 2 - YouTube
- [H5] FiboPiv Daily DK MetaTrader 4 Forex Indicator - Download Free!
- [H5] Wall Street Week Ahead for the trading week beginning September 14th, 2020
- [H5] Wall Street Week Ahead for the trading week beginning September 14th, 2020
- [H5] Wall Street Week Ahead for the trading week beginning September 14th, 2020
- [H5] Wall Street Week Ahead for the trading week beginning September 14th, 2020

SEO Content

		search engines can better understand the content of your images.
	Text/HTML Ratio	Ratio : 1% This page's ratio of text to HTML code is below 15 percent, this means that your website probably needs more text content.
	Flash	Perfect, no Flash content has been detected on this page.
	Iframe	Too Bad, you have Iframes on the web pages, this mean that content in an Iframe cannot be indexed.

SEO Links

	URL Rewrite	Good. Your links looks friendly!
	Underscores in the URLs	Perfect! No underscores detected in your URLs.
	In-page links	We found a total of 291 links including 0 link(s) to files
	Statistics	External Links : noFollow 0% External Links : Passing Juice 0.34% Internal Links 99.66%

In-page links

Anchor	Type	Juice
ForexMTIndicators	Internal	Passing Juice
u/ForexMTIndicators	Internal	Passing Juice
[link]	Internal	Passing Juice
[comments]	Internal	Passing Juice
wallstreetbets	Internal	Passing Juice
(Source)	Internal	Passing Juice

In-page links

[CLICK HERE FOR THE FULL S&P TREE MAP FOR THE PAST WEEK!](#) Internal Passing Juice

[CLICK HERE FOR THE MAJOR INDICES FOR THE PAST WEEK!](#) Internal Passing Juice

[CLICK HERE FOR THE MAJOR FUTURES INDICES AS OF FRIDAY!](#) Internal Passing Juice

[CLICK HERE FOR THE FULL ECONOMIC CALENDAR FOR THE WEEK AHEAD!](#) Internal Passing Juice

[CLICK HERE FOR THE CHART!](#) Internal Passing Juice

[CLICK HERE FOR THE CHART!](#) Internal Passing Juice

[CLICK HERE FOR THE CHART!](#) Internal Passing Juice

[CLICK HERE FOR THE CHART!](#) Internal Passing Juice

[CLICK HERE FOR THE CHART!](#) Internal Passing Juice

[CLICK HERE FOR THE CHART!](#) Internal Passing Juice

[CLICK HERE FOR THE CHART LINK #1!](#) Internal Passing Juice

[CLICK HERE FOR THE CHART LINK #2!](#) Internal Passing Juice

[CLICK HERE FOR THE CHART LINK #3!](#) Internal Passing Juice

[CLICK HERE FOR THE CHART!](#) Internal Passing Juice

[CLICK HERE FOR THE CHART!](#) Internal Passing Juice

[CLICK HERE FOR THE CHART!](#) Internal Passing Juice

[CLICK HERE FOR THE CHART!](#) Internal Passing Juice

[CLICK HERE FOR THE CHART!](#) Internal Passing Juice

[CLICK HERE FOR THE CHART!](#) Internal Passing Juice

[CLICK HERE FOR THE CHART!](#) Internal Passing Juice

[CLICK HERE FOR THE CHART!](#) Internal Passing Juice

[CLICK HERE FOR THE CHART!](#) Internal Passing Juice

[CLICK HERE FOR THE CHART!](#) Internal Passing Juice

[CLICK HERE FOR THE CHART!](#) Internal Passing Juice

[CLICK HERE FOR THE CHART!](#) Internal Passing Juice

[CLICK HERE FOR NEXT WEEK'S MOST NOTABLE EARNINGS RELEASES!](#) Internal Passing Juice

In-page links

CLICK HERE FOR NEXT WEEK'S HIGHEST VOLATILITY EARNINGS RELEASES!	Internal	Passing Juice
CLICK HERE FOR MONDAY'S AFTER-MARKET EARNINGS TIME & ESTIMATES!	Internal	Passing Juice
CLICK HERE FOR TUESDAY'S PRE-MARKET EARNINGS TIME & ESTIMATES!	Internal	Passing Juice
CLICK HERE FOR TUESDAY'S AFTER-MARKET EARNINGS TIME & ESTIMATES!	Internal	Passing Juice
CLICK HERE FOR WEDNESDAY'S PRE-MARKET EARNINGS TIME & ESTIMATES!	Internal	Passing Juice
CLICK HERE FOR THURSDAY'S PRE-MARKET EARNINGS TIME & ESTIMATES!	Internal	Passing Juice
CLICK HERE FOR THE CHART!	Internal	Passing Juice
CLICK HERE FOR THE CHART!	Internal	Passing Juice
CLICK HERE FOR THE CHART!	Internal	Passing Juice
CLICK HERE FOR THE CHART!	Internal	Passing Juice
CLICK HERE FOR THE CHART!	Internal	Passing Juice
CLICK HERE FOR THE CHART!	Internal	Passing Juice
CLICK HERE FOR THE CHART!	Internal	Passing Juice
CLICK HERE FOR THE CHART!	Internal	Passing Juice
CLICK HERE FOR THE CHART!	Internal	Passing Juice
CLICK HERE FOR THE CHART!	Internal	Passing Juice
wallstreetbets	Internal	Passing Juice
bigbear0083	Internal	Passing Juice
wallstreetbets	Internal	Passing Juice
[link]	Internal	Passing Juice
[comments]	Internal	Passing Juice
StockMarket	Internal	Passing Juice
(Source)	Internal	Passing Juice
CLICK HERE FOR THE FULL S&P TREE MAP FOR THE PAST WEEK!	Internal	Passing Juice
CLICK HERE FOR THE MAJOR INDICES FOR THE PAST WEEK!	Internal	Passing Juice
CLICK HERE FOR THE MAJOR FUTURES INDICES AS OF	Internal	Passing Juice

In-page links

[FRIDAY!](#)

[CLICK HERE FOR THE FULL ECONOMIC CALENDAR FOR THE WEEK AHEAD!](#)

Internal

Passing Juice

[CLICK HERE FOR THE CHART!](#)

Internal

Passing Juice

[CLICK HERE FOR THE CHART!](#)

Internal

Passing Juice

[CLICK HERE FOR THE CHART!](#)

Internal

Passing Juice

[CLICK HERE FOR THE CHART!](#)

Internal

Passing Juice

[CLICK HERE FOR THE CHART!](#)

Internal

Passing Juice

[CLICK HERE FOR THE CHART!](#)

Internal

Passing Juice

[CLICK HERE FOR THE CHART LINK #1!](#)

Internal

Passing Juice

[CLICK HERE FOR THE CHART LINK #2!](#)

Internal

Passing Juice

[CLICK HERE FOR THE CHART LINK #3!](#)

Internal

Passing Juice

[CLICK HERE FOR THE CHART!](#)

Internal

Passing Juice

[CLICK HERE FOR THE CHART!](#)

Internal

Passing Juice

[CLICK HERE FOR THE CHART!](#)

Internal

Passing Juice

[CLICK HERE FOR THE CHART!](#)

Internal

Passing Juice

[CLICK HERE FOR THE CHART!](#)

Internal

Passing Juice

[CLICK HERE FOR THE CHART!](#)

Internal

Passing Juice

[CLICK HERE FOR THE CHART!](#)

Internal

Passing Juice

[CLICK HERE FOR THE CHART!](#)

Internal

Passing Juice

[CLICK HERE FOR THE CHART!](#)

Internal

Passing Juice

[CLICK HERE FOR THE CHART!](#)

Internal

Passing Juice

[CLICK HERE FOR THE CHART!](#)

Internal

Passing Juice

[CLICK HERE FOR THE CHART!](#)

Internal

Passing Juice

[CLICK HERE FOR THE YOUTUBE VIDEO!](#)

Internal

Passing Juice

[CLICK HERE FOR NEXT WEEK'S MOST NOTABLE EARNINGS RELEASES!](#)

Internal

Passing Juice

[CLICK HERE FOR NEXT WEEK'S HIGHEST VOLATILITY EARNINGS RELEASES!](#)

Internal

Passing Juice

[CLICK HERE FOR MONDAY'S AFTER-MARKET EARNINGS TIME](#)

Internal

Passing Juice

In-page links

[& ESTIMATES!](#)

[CLICK HERE FOR TUESDAY'S PRE-MARKET EARNINGS TIME & ESTIMATES!](#)

Internal

Passing Juice

[CLICK HERE FOR TUESDAY'S AFTER-MARKET EARNINGS TIME & ESTIMATES!](#)

Internal

Passing Juice

[CLICK HERE FOR WEDNESDAY'S PRE-MARKET EARNINGS TIME & ESTIMATES!](#)

Internal

Passing Juice

[CLICK HERE FOR THURSDAY'S PRE-MARKET EARNINGS TIME & ESTIMATES!](#)

Internal

Passing Juice

[CLICK HERE FOR THE CHART!](#)

Internal

Passing Juice

[CLICK HERE FOR THE CHART!](#)

Internal

Passing Juice

[CLICK HERE FOR THE CHART!](#)

Internal

Passing Juice

[CLICK HERE FOR THE CHART!](#)

Internal

Passing Juice

[CLICK HERE FOR THE CHART!](#)

Internal

Passing Juice

[CLICK HERE FOR THE CHART!](#)

Internal

Passing Juice

[CLICK HERE FOR THE CHART!](#)

Internal

Passing Juice

[CLICK HERE FOR THE CHART!](#)

Internal

Passing Juice

[CLICK HERE FOR THE CHART!](#)

Internal

Passing Juice

[CLICK HERE FOR THE CHART!](#)

Internal

Passing Juice

[StockMarket](#)

Internal

Passing Juice

[bigbear0083](#)

Internal

Passing Juice

[StockMarket](#)

Internal

Passing Juice

[\[link\]](#)

Internal

Passing Juice

[\[comments\]](#)

Internal

Passing Juice

[smallstreetbets](#)

Internal

Passing Juice

[\(Source\)](#)

Internal

Passing Juice

[CLICK HERE FOR THE FULL S&P TREE MAP FOR THE PAST WEEK!](#)

Internal

Passing Juice

[CLICK HERE FOR THE MAJOR INDICES FOR THE PAST WEEK!](#)

Internal

Passing Juice

[CLICK HERE FOR THE MAJOR FUTURES INDICES AS OF FRIDAY!](#)

Internal

Passing Juice

In-page links

CLICK HERE FOR TUESDAY'S AFTER-MARKET EARNINGS TIME & ESTIMATES!	Internal	Passing Juice
CLICK HERE FOR WEDNESDAY'S PRE-MARKET EARNINGS TIME & ESTIMATES!	Internal	Passing Juice
CLICK HERE FOR THURSDAY'S PRE-MARKET EARNINGS TIME & ESTIMATES!	Internal	Passing Juice
CLICK HERE FOR THE CHART!	Internal	Passing Juice
CLICK HERE FOR THE CHART!	Internal	Passing Juice
CLICK HERE FOR THE CHART!	Internal	Passing Juice
CLICK HERE FOR THE CHART!	Internal	Passing Juice
CLICK HERE FOR THE CHART!	Internal	Passing Juice
CLICK HERE FOR THE CHART!	Internal	Passing Juice
CLICK HERE FOR THE CHART!	Internal	Passing Juice
CLICK HERE FOR THE CHART!	Internal	Passing Juice
CLICK HERE FOR THE CHART!	Internal	Passing Juice
CLICK HERE FOR THE CHART!	Internal	Passing Juice
CLICK HERE FOR THE CHART!	Internal	Passing Juice
smallstreetbets	Internal	Passing Juice
bigbear0083	Internal	Passing Juice
smallstreetbets	Internal	Passing Juice
[link]	Internal	Passing Juice
[comments]	Internal	Passing Juice
(Source)	Internal	Passing Juice
CLICK HERE FOR THE FULL S&P TREE MAP FOR THE PAST WEEK!	Internal	Passing Juice
CLICK HERE FOR THE MAJOR INDICES FOR THE PAST WEEK!	Internal	Passing Juice
CLICK HERE FOR THE MAJOR FUTURES INDICES AS OF FRIDAY!	Internal	Passing Juice
CLICK HERE FOR THE FULL ECONOMIC CALENDAR FOR THE WEEK AHEAD!	Internal	Passing Juice
CLICK HERE FOR THE CHART!	Internal	Passing Juice
CLICK HERE FOR THE CHART!	Internal	Passing Juice
CLICK HERE FOR THE CHART!	Internal	Passing Juice

In-page links

CLICK HERE FOR THE CHART!	Internal	Passing Juice
CLICK HERE FOR THE CHART!	Internal	Passing Juice
CLICK HERE FOR THE CHART!	Internal	Passing Juice
CLICK HERE FOR THE CHART!	Internal	Passing Juice
CLICK HERE FOR THE CHART!	Internal	Passing Juice
CLICK HERE FOR THE CHART!	Internal	Passing Juice
CLICK HERE FOR THE CHART!	Internal	Passing Juice
CLICK HERE FOR THE CHART!	Internal	Passing Juice
CLICK HERE FOR THE CHART!	Internal	Passing Juice
stocks	Internal	Passing Juice
bigbear0083	Internal	Passing Juice
stocks	Internal	Passing Juice
[link]	Internal	Passing Juice
[comments]	Internal	Passing Juice
https://youengine.io/blog/youcash-youc-token-on-bitforex/	Internal	Passing Juice
YouEngine.io	Internal	Passing Juice
#YOUC	Internal	Passing Juice
#tokenoffering	Internal	Passing Juice
BitForex	Internal	Passing Juice
#usdt	Internal	Passing Juice
#eth	Internal	Passing Juice
#YOUcash	Internal	Passing Juice
Meghna554	Internal	Passing Juice
ClickGemOfficial	Internal	Passing Juice
[comments]	Internal	Passing Juice
#FXRapidEA	Internal	Passing Juice
#MT4	Internal	Passing Juice
#Forex	Internal	Passing Juice

In-page links

CLICK HERE FOR THE CHART!	Internal	Passing Juice
CLICK HERE FOR THE CHART!	Internal	Passing Juice
CLICK HERE FOR THE CHART!	Internal	Passing Juice
CLICK HERE FOR THE CHART!	Internal	Passing Juice
CLICK HERE FOR THE CHART!	Internal	Passing Juice
CLICK HERE FOR THE CHART!	Internal	Passing Juice
CLICK HERE FOR THE CHART!	Internal	Passing Juice
CLICK HERE FOR THE YOUTUBE VIDEO!	Internal	Passing Juice
CLICK HERE FOR THE YOUTUBE VIDEO!	Internal	Passing Juice
CLICK HERE FOR NEXT WEEK'S MOST NOTABLE EARNINGS RELEASES!	Internal	Passing Juice
CLICK HERE FOR NEXT WEEK'S HIGHEST VOLATILITY EARNINGS RELEASES!	Internal	Passing Juice
CLICK HERE FOR MOST ANTICIPATED EARNINGS RELEASES FOR THE NEXT 5 WEEKS!	Internal	Passing Juice
CLICK HERE FOR TUESDAY'S PRE-MARKET EARNINGS TIME & ESTIMATES!	Internal	Passing Juice
CLICK HERE FOR TUESDAY'S AFTER-MARKET EARNINGS TIME & ESTIMATES!	Internal	Passing Juice
CLICK HERE FOR WEDNESDAY'S PRE-MARKET EARNINGS TIME & ESTIMATES!	Internal	Passing Juice
CLICK HERE FOR WEDNESDAY'S AFTER-MARKET EARNINGS TIME & ESTIMATES!	Internal	Passing Juice
CLICK HERE FOR THURSDAY'S PRE-MARKET EARNINGS TIME & ESTIMATES!	Internal	Passing Juice
CLICK HERE FOR THURSDAY'S AFTER-MARKET EARNINGS TIME & ESTIMATES!	Internal	Passing Juice
CLICK HERE FOR FRIDAY'S PRE-MARKET EARNINGS TIME & ESTIMATES!	Internal	Passing Juice
CLICK HERE FOR THE CHART!	Internal	Passing Juice
CLICK HERE FOR THE CHART!	Internal	Passing Juice
CLICK HERE FOR THE CHART!	Internal	Passing Juice
CLICK HERE FOR THE CHART!	Internal	Passing Juice


In-page links

CLICK HERE FOR THE CHART!	Internal	Passing Juice
CLICK HERE FOR THE CHART!	Internal	Passing Juice
CLICK HERE FOR THE CHART!	Internal	Passing Juice
CLICK HERE FOR THE CHART!	Internal	Passing Juice
wallstreetbets	Internal	Passing Juice
bigbear0083	Internal	Passing Juice
wallstreetbets	Internal	Passing Juice
[link]	Internal	Passing Juice
[comments]	Internal	Passing Juice
index	Internal	Passing Juice
531	Internal	Passing Juice
5197	Internal	Passing Juice
1448	Internal	Passing Juice
5126	Internal	Passing Juice
3069	Internal	Passing Juice
2427	Internal	Passing Juice
1411	Internal	Passing Juice
1157	Internal	Passing Juice
3174	Internal	Passing Juice
61	Internal	Passing Juice
how does solo bitcoin mining work	Internal	Passing Juice
ati bitcoin mining	Internal	Passing Juice
bitcoin miner	Internal	Passing Juice
guia bitcoin mining	Internal	Passing Juice
pak forex forum	Internal	Passing Juice
silver forex	Internal	Passing Juice
lzf bitcoin mining	Internal	Passing Juice
binary options trading signals review	Internal	Passing Juice

In-page links

is binary options legal	Internal	Passing Juice
http://logpienotiselo.tk	External	Passing Juice






SEO Keywords

 Keywords Cloud	trade online success ftmo friends broker currency challenge trading forex
---	---

Keywords Consistency

Keyword	Content	Title	Keywords	Descripti on	Headings
forex	14	✓	✓	✓	✓
trading	7	✗	✗	✓	✓
online	3	✗	✗	✗	✓
trade	3	✓	✗	✗	✓
success	2	✗	✗	✗	✗





Usability

	Url	Domain : inicpendibi.tk Length : 14
	Favicon	Very bad. We have not found shortcut icon. Icons are one of easy ways to attract regular visitors to your website more often.
	Printability	We could not find a Print-Friendly CSS.
	Language	Good. Your declared language is en.
	Dublin Core	This page does not take advantage of Dublin Core.


Document

	Doctype	HTML 5
	Encoding	Perfect. Your declared charset is UTF-8.
	W3C Validity	Errors : 269 Warnings : 1
	Email Privacy	Great no email address has been found in plain text!
	Deprecated HTML	Great! We haven't found deprecated HTML tags in your HTML.
	Speed Tips	<ul style="list-style-type: none"> Excellent, your website doesn't use nested tables. Perfect. No inline css has been found in HTML tags! Great, your website has few CSS files. Perfect, your website has few JavaScript files. Perfect, your website takes advantage of gzip.



Mobile

	Mobile Optimization	<ul style="list-style-type: none"> Apple Icon Meta Viewport Tag Flash content
--	---------------------	--

Optimization

	XML Sitemap	Missing <p>Your website does not have an XML sitemap - this can be problematic.</p> <p>A sitemap lists URLs that are available for crawling and can include additional information like your site's latest updates, frequency of changes and importance of the URLs. This allows search engines to crawl the site more intelligently.</p>
	Robots.txt	http://inicpendibi.tk/robots.txt

Optimization

		Great, your website has a robots.txt file.
	Analytics	<p>Missing</p> <p>We didn't detect an analytics tool installed on this website.</p> <p>Web analytics let you measure visitor activity on your website. You should have at least one analytics tool installed, but It can also be good to install a second in order to cross-check the data.</p>