








Seo Analyzer kidecispmouth.tk

Generated on December 14 2021 23:28 PM

The score is 57/100



SEO Content

	Title	<p>Activ Trades Forex Brokers Reviews Forex Peace Army</p> <p>Length : 53</p> <p>Perfect, your title contains between 10 and 70 characters.</p>												
	Description	<p>Spreads on forex are reasonable, without commissions. Since I'm not a day trader or even a scalper, I don't have opinion regarding trading news or other related issues. In my swing trading, slippage on stops has been also reasonable (0.5 pips on average).</p> <p>Length : 255</p> <p>Ideally, your meta description should contain between 70 and 160 characters (spaces included). Use this free tool to calculate text length.</p>												
	Keywords	<p>forex active trader</p> <p>Good, your page contains meta keywords.</p>												
	Og Meta Properties	<p>This page does not take advantage of Og Properties. This tags allows social crawler's better structurize your page. Use this free og properties generator to create them.</p>												
	Headings	<table border="1" data-bbox="544 1509 1481 1585"> <thead> <tr> <th>H1</th> <th>H2</th> <th>H3</th> <th>H4</th> <th>H5</th> <th>H6</th> </tr> </thead> <tbody> <tr> <td>209</td> <td>3</td> <td>0</td> <td>0</td> <td>9</td> <td>152</td> </tr> </tbody> </table> <ul data-bbox="616 1615 1461 2078" style="list-style-type: none"> • [H1] Activ Trades Forex Brokers Reviews Forex Peace Army • [H1] Investors will look to the Fed to soothe the market next week, but that may be a tall order - (Source) • [H1] This past week saw the following moves in the S&P: • [H1] Major Indices for this past week: • [H1] Major Futures Markets as of Friday's close: • [H1] Economic Calendar for the Week Ahead: • [H1] Percentage Changes for the Major Indices, WTD, MTD, QTD, YTD as of Friday's close: • [H1] S&P Sectors for the Past Week: • [H1] Major Indices Pullback/Correction Levels as of Friday's close: • [H1] Major Indices Rally Levels as of Friday's close: • [H1] Most Anticipated Earnings Releases for this week: 	H1	H2	H3	H4	H5	H6	209	3	0	0	9	152
H1	H2	H3	H4	H5	H6									
209	3	0	0	9	152									

SEO Content

- [H1] Here are the upcoming IPO's for this week:
- [H1] Friday's Stock Analyst Upgrades & Downgrades:
- [H1] Election Charts You Need To See: Part 1
- [H1] Active Managers Do an About Face
- [H1] The Most and Least Heavily Shorted Stocks in the Russell 1,000
- [H1] 5 Lessons Learned About Rising Rates
- [H1] Best and Worst Performing Stocks Since the 9/2 High
- [H1] Typical Early September Weakness Recovers Mid-Month Sells Off Month-End
- [H1] Monday 9.14.20 Before Market Open:
- [H1] Monday 9.14.20 After Market Close:
- [H1] Tuesday 9.15.20 Before Market Open:
- [H1] Tuesday 9.15.20 After Market Close:
- [H1] Wednesday 9.16.20 Before Market Open:
- [H1] Wednesday 9.16.20 After Market Close:
- [H1] Thursday 9.17.20 Before Market Open:
- [H1] Thursday 9.17.20 After Market Close:
- [H1] Friday 9.18.20 Before Market Open:
- [H1] Friday 9.18.20 After Market Close:
- [H1] FedEx Corp. \$232.79
- [H1] (CLICK HERE FOR THE CHART!)
- [H1] Adobe Inc. \$471.35
- [H1] (CLICK HERE FOR THE CHART!)
- [H1] Cracker Barrel Old Country Store, Inc. \$136.79
- [H1] (CLICK HERE FOR THE CHART!)
- [H1] Aspen Group, Inc. \$11.54
- [H1] (CLICK HERE FOR THE CHART!)
- [H1] Lennar Corp. \$77.48
- [H1] (CLICK HERE FOR THE CHART!)
- [H1] Endava \$53.03
- [H1] (CLICK HERE FOR THE CHART!)
- [H1] Brady Corp. \$45.34
- [H1] (CLICK HERE FOR THE CHART!)
- [H1] Cantel Medical Corp. \$49.12
- [H1] (CLICK HERE FOR THE CHART!)
- [H1] IsoRay Inc \$0.63
- [H1] (CLICK HERE FOR THE CHART!)
- [H1] Apogee Enterprises, Inc. \$19.49
- [H1] (CLICK HERE FOR THE CHART!)
- [H1] DISCUSS!
- [H1] Investors will look to the Fed to soothe the market next week, but that may be a tall order - (Source)
- [H1] This past week saw the following moves in the S&P:
- [H1] Major Indices for this past week:
- [H1] Major Futures Markets as of Friday's close:
- [H1] Economic Calendar for the Week Ahead:
- [H1] Percentage Changes for the Major Indices, WTD, MTD, QTD, YTD as of Friday's close:
- [H1] S&P Sectors for the Past Week:
- [H1] Major Indices Pullback/Correction Levels as of Friday's close:
- [H1] Major Indices Rally Levels as of Friday's close:
- [H1] Most Anticipated Earnings Releases for this week:
- [H1] Here are the upcoming IPO's for this week:
- [H1] Friday's Stock Analyst Upgrades & Downgrades:

SEO Content

- [H1] Election Charts You Need To See: Part 1
- [H1] Active Managers Do an About Face
- [H1] The Most and Least Heavily Shorted Stocks in the Russell 1,000
- [H1] 5 Lessons Learned About Rising Rates
- [H1] Best and Worst Performing Stocks Since the 9/2 High
- [H1] Typical Early September Weakness Recovers Mid-Month Sells Off Month-End
- [H1] STOCK MARKET VIDEO: Stock Market Analysis Video for Week Ending September 11th, 2020
- [H1] STOCK MARKET VIDEO: ShadowTrader Video Weekly 9.13.20
- [H1] Monday 9.14.20 Before Market Open:
- [H1] Monday 9.14.20 After Market Close:
- [H1] Tuesday 9.15.20 Before Market Open:
- [H1] Tuesday 9.15.20 After Market Close:
- [H1] Wednesday 9.16.20 Before Market Open:
- [H1] Wednesday 9.16.20 After Market Close:
- [H1] Thursday 9.17.20 Before Market Open:
- [H1] Thursday 9.17.20 After Market Close:
- [H1] Friday 9.18.20 Before Market Open:
- [H1] Friday 9.18.20 After Market Close:
- [H1] FedEx Corp. \$232.79
- [H1] (CLICK HERE FOR THE CHART!)
- [H1] Adobe Inc. \$471.35
- [H1] (CLICK HERE FOR THE CHART!)
- [H1] Cracker Barrel Old Country Store, Inc. \$136.79
- [H1] (CLICK HERE FOR THE CHART!)
- [H1] Aspen Group, Inc. \$11.54
- [H1] (CLICK HERE FOR THE CHART!)
- [H1] Lennar Corp. \$77.48
- [H1] (CLICK HERE FOR THE CHART!)
- [H1] Endava \$53.03
- [H1] (CLICK HERE FOR THE CHART!)
- [H1] Brady Corp. \$45.34
- [H1] (CLICK HERE FOR THE CHART!)
- [H1] Cantel Medical Corp. \$49.12
- [H1] (CLICK HERE FOR THE CHART!)
- [H1] IsoRay Inc \$0.63
- [H1] (CLICK HERE FOR THE CHART!)
- [H1] Apogee Enterprises, Inc. \$19.49
- [H1] (CLICK HERE FOR THE CHART!)
- [H1] DISCUSS!
- [H1] Investors will look to the Fed to soothe the market next week, but that may be a tall order - (Source)
- [H1] This past week saw the following moves in the S&P:
- [H1] Major Indices for this past week:
- [H1] Major Futures Markets as of Friday's close:
- [H1] Economic Calendar for the Week Ahead:
- [H1] Percentage Changes for the Major Indices, WTD, MTD, QTD, YTD as of Friday's close:
- [H1] S&P Sectors for the Past Week:
- [H1] Major Indices Pullback/Correction Levels as of Friday's close:
- [H1] Major Indices Rally Levels as of Friday's close:
- [H1] Most Anticipated Earnings Releases for this week:





SEO Content

- [H1] Here are the upcoming IPO's for this week:
- [H1] Friday's Stock Analyst Upgrades & Downgrades:
- [H1] Election Charts You Need To See: Part 1
- [H1] Active Managers Do an About Face
- [H1] The Most and Least Heavily Shorted Stocks in the Russell 1,000
- [H1] 5 Lessons Learned About Rising Rates
- [H1] Best and Worst Performing Stocks Since the 9/2 High
- [H1] Typical Early September Weakness Recovers Mid-Month Sells Off Month-End
- [H1] STOCK MARKET VIDEO: Stock Market Analysis Video for Week Ending September 11th, 2020
- [H1] STOCK MARKET VIDEO: ShadowTrader Video Weekly 9.13.20
- [H1] Monday 9.14.20 Before Market Open:
- [H1] Monday 9.14.20 After Market Close:
- [H1] Tuesday 9.15.20 Before Market Open:
- [H1] Tuesday 9.15.20 After Market Close:
- [H1] Wednesday 9.16.20 Before Market Open:
- [H1] Wednesday 9.16.20 After Market Close:
- [H1] Thursday 9.17.20 Before Market Open:
- [H1] Thursday 9.17.20 After Market Close:
- [H1] Friday 9.18.20 Before Market Open:
- [H1] Friday 9.18.20 After Market Close:
- [H1] FedEx Corp. \$232.79
- [H1] (CLICK HERE FOR THE CHART!)
- [H1] Adobe Inc. \$471.35
- [H1] (CLICK HERE FOR THE CHART!)
- [H1] Cracker Barrel Old Country Store, Inc. \$136.79
- [H1] (CLICK HERE FOR THE CHART!)
- [H1] Aspen Group, Inc. \$11.54
- [H1] (CLICK HERE FOR THE CHART!)
- [H1] Lennar Corp. \$77.48
- [H1] (CLICK HERE FOR THE CHART!)
- [H1] Endava \$53.03
- [H1] (CLICK HERE FOR THE CHART!)
- [H1] Brady Corp. \$45.34
- [H1] (CLICK HERE FOR THE CHART!)
- [H1] Cantel Medical Corp. \$49.12
- [H1] (CLICK HERE FOR THE CHART!)
- [H1] IsoRay Inc \$0.63
- [H1] (CLICK HERE FOR THE CHART!)
- [H1] Apogee Enterprises, Inc. \$19.49
- [H1] (CLICK HERE FOR THE CHART!)
- [H1] DISCUSS!
- [H1] Introduction
- [H1] Why use an economic calendar
- [H1] Reading the economic calendar
- [H1] Knowing what's priced in
- [H1] Surveys
- [H1] Interest rates decisions
- [H1] Second order thinking
- [H1] Coming up in part II
- [H1] Investors will look to the Fed to soothe the market next week, but that may be a tall order - (Source)
- [H1] This past week saw the following moves in the S&P:





SEO Content

- [H1] Major Indices for this past week:
- [H1] Major Futures Markets as of Friday's close:
- [H1] Economic Calendar for the Week Ahead:
- [H1] Percentage Changes for the Major Indices, WTD, MTD, QTD, YTD as of Friday's close:
- [H1] S&P Sectors for the Past Week:
- [H1] Major Indices Pullback/Correction Levels as of Friday's close:
- [H1] Major Indices Rally Levels as of Friday's close:
- [H1] Most Anticipated Earnings Releases for this week:
- [H1] Here are the upcoming IPO's for this week:
- [H1] Friday's Stock Analyst Upgrades & Downgrades:
- [H1] Election Charts You Need To See: Part 1
- [H1] Active Managers Do an About Face
- [H1] The Most and Least Heavily Shorted Stocks in the Russell 1,000
- [H1] 5 Lessons Learned About Rising Rates
- [H1] Best and Worst Performing Stocks Since the 9/2 High
- [H1] Typical Early September Weakness Recovers Mid-Month Sells Off Month-End
- [H1] Monday 9.14.20 Before Market Open:
- [H1] Monday 9.14.20 After Market Close:
- [H1] Tuesday 9.15.20 Before Market Open:
- [H1] Tuesday 9.15.20 After Market Close:
- [H1] Wednesday 9.16.20 Before Market Open:
- [H1] Wednesday 9.16.20 After Market Close:
- [H1] Thursday 9.17.20 Before Market Open:
- [H1] Thursday 9.17.20 After Market Close:
- [H1] Friday 9.18.20 Before Market Open:
- [H1] Friday 9.18.20 After Market Close:
- [H1] FedEx Corp. \$232.79
- [H1] (CLICK HERE FOR THE CHART!)
- [H1] Adobe Inc. \$471.35
- [H1] (CLICK HERE FOR THE CHART!)
- [H1] Cracker Barrel Old Country Store, Inc. \$136.79
- [H1] (CLICK HERE FOR THE CHART!)
- [H1] Aspen Group, Inc. \$11.54
- [H1] (CLICK HERE FOR THE CHART!)
- [H1] Lennar Corp. \$77.48
- [H1] (CLICK HERE FOR THE CHART!)
- [H1] Endava \$53.03
- [H1] (CLICK HERE FOR THE CHART!)
- [H1] Brady Corp. \$45.34
- [H1] (CLICK HERE FOR THE CHART!)
- [H1] Cantel Medical Corp. \$49.12
- [H1] (CLICK HERE FOR THE CHART!)
- [H1] IsoRay Inc \$0.63
- [H1] (CLICK HERE FOR THE CHART!)
- [H1] Apogee Enterprises, Inc. \$19.49
- [H1] (CLICK HERE FOR THE CHART!)
- [H1] DISCUSS!
- [H2] Event importance
- [H2] An example of pricing in
- [H2] Thinkorswim.com - how to enter a forex trade - YouTube
- [H5] HFTTrading delivers a powerful platform for active Forex CFD traders

SEO Content

		<ul style="list-style-type: none">• [H6] ([CLICK HERE FOR WEDNESDAY'S AFTER-MARKET EARNINGS TIME & ESTIMATES!])()• [H6] (CLICK HERE FOR THURSDAY'S PRE-MARKET EARNINGS TIME & ESTIMATES!)• [H6] ([CLICK HERE FOR THURSDAY'S AFTER-MARKET EARNINGS TIME & ESTIMATES!])()• [H6] ([CLICK HERE FOR FRIDAY'S PRE-MARKET EARNINGS TIME & ESTIMATES!])()• [H6] ([CLICK HERE FOR FRIDAY'S AFTER-MARKET EARNINGS TIME & ESTIMATES!])()
	Images	We found 11 images on this web page. 4 alt attributes are empty or missing. Add alternative text so that search engines can better understand the content of your images.
	Text/HTML Ratio	Ratio : 1% This page's ratio of text to HTML code is below 15 percent, this means that your website probably needs more text content.
	Flash	Perfect, no Flash content has been detected on this page.
	Iframe	Too Bad, you have Iframes on the web pages, this mean that content in an Iframe cannot be indexed.

SEO Links

	URL Rewrite	Good. Your links looks friendly!
	Underscores in the URLs	Perfect! No underscores detected in your URLs.
	In-page links	We found a total of 245 links including 0 link(s) to files
	Statistics	External Links : noFollow 0% External Links : Passing Juice 0% Internal Links 100%

In-page links

Anchor	Type	Juice
bestinaustralia	Internal	Passing Juice
MostPoular	Internal	Passing Juice
[link]	Internal	Passing Juice
[comments]	Internal	Passing Juice
Swissprivatebanker	Internal	Passing Juice
Forex	Internal	Passing Juice
[link]	Internal	Passing Juice
[comments]	Internal	Passing Juice
theAndrewWiggins	Internal	Passing Juice
CanadianInvestor	Internal	Passing Juice
[link]	Internal	Passing Juice
[comments]	Internal	Passing Juice
cw92	Internal	Passing Juice
BitcoinMarkets	Internal	Passing Juice
[link]	Internal	Passing Juice
[comments]	Internal	Passing Juice
wallstreetbets	Internal	Passing Juice
(Source)	Internal	Passing Juice
CLICK HERE FOR THE FULL S&P TREE MAP FOR THE PAST WEEK!	Internal	Passing Juice
CLICK HERE FOR THE MAJOR INDICES FOR THE PAST WEEK!	Internal	Passing Juice
CLICK HERE FOR THE MAJOR FUTURES INDICES AS OF FRIDAY!	Internal	Passing Juice
CLICK HERE FOR THE FULL ECONOMIC CALENDAR FOR THE WEEK AHEAD!	Internal	Passing Juice
CLICK HERE FOR THE CHART!	Internal	Passing Juice
CLICK HERE FOR THE CHART!	Internal	Passing Juice
CLICK HERE FOR THE CHART!	Internal	Passing Juice
CLICK HERE FOR THE CHART!	Internal	Passing Juice

In-page links

CLICK HERE FOR THE CHART!	Internal	Passing Juice
CLICK HERE FOR THE CHART!	Internal	Passing Juice
CLICK HERE FOR THE CHART!	Internal	Passing Juice
CLICK HERE FOR THE CHART!	Internal	Passing Juice
CLICK HERE FOR THE CHART!	Internal	Passing Juice
CLICK HERE FOR THE CHART!	Internal	Passing Juice
CLICK HERE FOR THE CHART!	Internal	Passing Juice
CLICK HERE FOR THE CHART!	Internal	Passing Juice
CLICK HERE FOR THE CHART!	Internal	Passing Juice
CLICK HERE FOR THE CHART!	Internal	Passing Juice
CLICK HERE FOR THE CHART!	Internal	Passing Juice
CLICK HERE FOR THE CHART!	Internal	Passing Juice
wallstreetbets	Internal	Passing Juice
bigbear0083	Internal	Passing Juice
wallstreetbets	Internal	Passing Juice
[link]	Internal	Passing Juice
[comments]	Internal	Passing Juice
StockMarket	Internal	Passing Juice
(Source)	Internal	Passing Juice
CLICK HERE FOR THE FULL S&P TREE MAP FOR THE PAST WEEK!	Internal	Passing Juice
CLICK HERE FOR THE MAJOR INDICES FOR THE PAST WEEK!	Internal	Passing Juice
CLICK HERE FOR THE MAJOR FUTURES INDICES AS OF FRIDAY!	Internal	Passing Juice
CLICK HERE FOR THE FULL ECONOMIC CALENDAR FOR THE WEEK AHEAD!	Internal	Passing Juice
CLICK HERE FOR THE CHART!	Internal	Passing Juice
CLICK HERE FOR THE CHART!	Internal	Passing Juice
CLICK HERE FOR THE CHART!	Internal	Passing Juice
CLICK HERE FOR THE CHART!	Internal	Passing Juice
CLICK HERE FOR THE CHART!	Internal	Passing Juice
CLICK HERE FOR THE CHART!	Internal	Passing Juice
CLICK HERE FOR THE CHART LINK #1!	Internal	Passing Juice

In-page links

CLICK HERE FOR THE CHART!	Internal	Passing Juice
CLICK HERE FOR THE CHART!	Internal	Passing Juice
CLICK HERE FOR THE CHART!	Internal	Passing Juice
CLICK HERE FOR THE CHART!	Internal	Passing Juice
CLICK HERE FOR THE CHART!	Internal	Passing Juice
CLICK HERE FOR THE CHART!	Internal	Passing Juice
StockMarket	Internal	Passing Juice
bigbear0083	Internal	Passing Juice
StockMarket	Internal	Passing Juice
[link]	Internal	Passing Juice
[comments]	Internal	Passing Juice
smallstreetbets	Internal	Passing Juice
(Source)	Internal	Passing Juice
CLICK HERE FOR THE FULL S&P TREE MAP FOR THE PAST WEEK!	Internal	Passing Juice
CLICK HERE FOR THE MAJOR INDICES FOR THE PAST WEEK!	Internal	Passing Juice
CLICK HERE FOR THE MAJOR FUTURES INDICES AS OF FRIDAY!	Internal	Passing Juice
CLICK HERE FOR THE FULL ECONOMIC CALENDAR FOR THE WEEK AHEAD!	Internal	Passing Juice
CLICK HERE FOR THE CHART!	Internal	Passing Juice
CLICK HERE FOR THE CHART!	Internal	Passing Juice
CLICK HERE FOR THE CHART!	Internal	Passing Juice
CLICK HERE FOR THE CHART!	Internal	Passing Juice
CLICK HERE FOR THE CHART!	Internal	Passing Juice
CLICK HERE FOR THE CHART!	Internal	Passing Juice
CLICK HERE FOR THE CHART LINK #1!	Internal	Passing Juice
CLICK HERE FOR THE CHART LINK #2!	Internal	Passing Juice
CLICK HERE FOR THE CHART LINK #3!	Internal	Passing Juice
CLICK HERE FOR THE CHART!	Internal	Passing Juice

In-page links

CLICK HERE FOR THE CHART!	Internal	Passing Juice
CLICK HERE FOR THE CHART!	Internal	Passing Juice
CLICK HERE FOR THE CHART!	Internal	Passing Juice
smallstreetbets	Internal	Passing Juice
bigbear0083	Internal	Passing Juice
smallstreetbets	Internal	Passing Juice
[link]	Internal	Passing Juice
[comments]	Internal	Passing Juice
previous pieces on risk management	Internal	Passing Juice
https://preview.redd.it/20xdiq6gq4k51.png?width=1200&format=png&auto=webp&s=6cd47186db1039be7df4d7ad6782de36da48f1db	Internal	Passing Juice
https://preview.redd.it/u17iwbhiq4k51.png?width=1200&format=png&auto=webp&s=98ea8ed154c9468cb62037668c38e7387f2435af	Internal	Passing Juice
Once you understand that markets move based on the news vs expectations, you will be less confused by price action around events	Internal	Passing Juice
Tesla deliveries are up hugely vs last quarter ... but they are disappointing vs market expectations ... what do you think will happen to the stock?	Internal	Passing Juice
CNBC, Bloomberg and other business TV stations often have polls on their Twitter accounts that let you know what others are expecting	Internal	Passing Juice
a great tool on the CME's website	Internal	Passing Juice
See the link for a demo	Internal	Passing Juice
Some further examples	Internal	Passing Juice
getmrmarket	Internal	Passing Juice
Forex	Internal	Passing Juice
[link]	Internal	Passing Juice
[comments]	Internal	Passing Juice
stocks	Internal	Passing Juice
(Source)	Internal	Passing Juice

In-page links

[CLICK HERE FOR THE FULL S&P TREE MAP FOR THE PAST WEEK!](#) Internal Passing Juice

[CLICK HERE FOR THE MAJOR INDICES FOR THE PAST WEEK!](#) Internal Passing Juice

[CLICK HERE FOR THE MAJOR FUTURES INDICES AS OF FRIDAY!](#) Internal Passing Juice

[CLICK HERE FOR THE FULL ECONOMIC CALENDAR FOR THE WEEK AHEAD!](#) Internal Passing Juice

[CLICK HERE FOR THE CHART!](#) Internal Passing Juice

[CLICK HERE FOR THE CHART!](#) Internal Passing Juice

[CLICK HERE FOR THE CHART!](#) Internal Passing Juice

[CLICK HERE FOR THE CHART!](#) Internal Passing Juice

[CLICK HERE FOR THE CHART!](#) Internal Passing Juice

[CLICK HERE FOR THE CHART!](#) Internal Passing Juice

[CLICK HERE FOR THE CHART LINK #1!](#) Internal Passing Juice

[CLICK HERE FOR THE CHART LINK #2!](#) Internal Passing Juice

[CLICK HERE FOR THE CHART LINK #3!](#) Internal Passing Juice

[CLICK HERE FOR THE CHART!](#) Internal Passing Juice

[CLICK HERE FOR THE CHART!](#) Internal Passing Juice

[CLICK HERE FOR THE CHART!](#) Internal Passing Juice

[CLICK HERE FOR THE CHART!](#) Internal Passing Juice

[CLICK HERE FOR THE CHART!](#) Internal Passing Juice

[CLICK HERE FOR THE CHART!](#) Internal Passing Juice

[CLICK HERE FOR THE CHART!](#) Internal Passing Juice

[CLICK HERE FOR THE CHART!](#) Internal Passing Juice

[CLICK HERE FOR THE CHART!](#) Internal Passing Juice

[CLICK HERE FOR THE CHART!](#) Internal Passing Juice

[CLICK HERE FOR THE CHART!](#) Internal Passing Juice

[CLICK HERE FOR NEXT WEEK'S MOST NOTABLE EARNINGS RELEASES!](#) Internal Passing Juice

[CLICK HERE FOR NEXT WEEK'S HIGHEST VOLATILITY EARNINGS RELEASES!](#) Internal Passing Juice

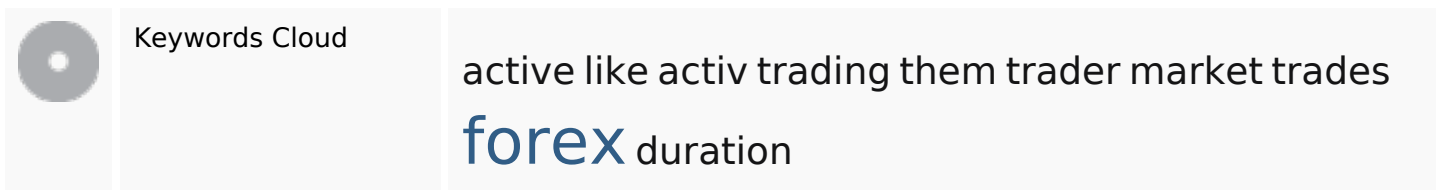
In-page links

CLICK HERE FOR MONDAY'S AFTER-MARKET EARNINGS TIME & ESTIMATES!	Internal	Passing Juice
CLICK HERE FOR TUESDAY'S PRE-MARKET EARNINGS TIME & ESTIMATES!	Internal	Passing Juice
CLICK HERE FOR TUESDAY'S AFTER-MARKET EARNINGS TIME & ESTIMATES!	Internal	Passing Juice
CLICK HERE FOR WEDNESDAY'S PRE-MARKET EARNINGS TIME & ESTIMATES!	Internal	Passing Juice
CLICK HERE FOR THURSDAY'S PRE-MARKET EARNINGS TIME & ESTIMATES!	Internal	Passing Juice
CLICK HERE FOR THE CHART!	Internal	Passing Juice
CLICK HERE FOR THE CHART!	Internal	Passing Juice
CLICK HERE FOR THE CHART!	Internal	Passing Juice
CLICK HERE FOR THE CHART!	Internal	Passing Juice
CLICK HERE FOR THE CHART!	Internal	Passing Juice
CLICK HERE FOR THE CHART!	Internal	Passing Juice
CLICK HERE FOR THE CHART!	Internal	Passing Juice
CLICK HERE FOR THE CHART!	Internal	Passing Juice
CLICK HERE FOR THE CHART!	Internal	Passing Juice
CLICK HERE FOR THE CHART!	Internal	Passing Juice
stocks	Internal	Passing Juice
bigbear0083	Internal	Passing Juice
stocks	Internal	Passing Juice
[link]	Internal	Passing Juice
[comments]	Internal	Passing Juice
index	Internal	Passing Juice
1763	Internal	Passing Juice
301	Internal	Passing Juice
5550	Internal	Passing Juice
1456	Internal	Passing Juice
4921	Internal	Passing Juice

In-page links

4355	Internal	Passing Juice
3995	Internal	Passing Juice
3326	Internal	Passing Juice
2623	Internal	Passing Juice
4366	Internal	Passing Juice
gaw bitcoin mining	Internal	Passing Juice
mts forex	Internal	Passing Juice
forex money exchange	Internal	Passing Juice
forex 4u	Internal	Passing Juice
binary options indicators	Internal	Passing Juice
best bitcoin wallet 2015	Internal	Passing Juice
main forex	Internal	Passing Juice
forex alert system	Internal	Passing Juice
sbo bitcoin mining	Internal	Passing Juice
#	Internal	Passing Juice

SEO Keywords



Keywords Consistency

Keyword	Content	Title	Keywords	Description	Headings
forex	9	✓	✓	✓	✓
trader	3	✗	✓	✓	✓
active	3	✗	✓	✗	✓
activ	2	✓	✓	✗	✓

Keywords Consistency

duration

2



Usability

	Url	Domain : kidecismouth.tk Length : 16
	Favicon	Very bad. We have not found shortcut icon. Icons are one of easy ways to attract regular visitors to your website more often.
	Printability	We could not find a Print-Friendly CSS.
	Language	Good. Your declared language is en.
	Dublin Core	This page does not take advantage of Dublin Core.

Document

	Doctype	HTML 5
	Encoding	Perfect. Your declared charset is UTF-8.
	W3C Validity	Errors : 217 Warnings : 1
	Email Privacy	Great no email address has been found in plain text!
	Deprecated HTML	Great! We haven't found deprecated HTML tags in your HTML.
	Speed Tips	<ul style="list-style-type: none"> Excellent, your website doesn't use nested tables. Perfect. No inline css has been found in HTML tags! Great, your website has few CSS files. Perfect, your website has few JavaScript files.

Document

✔ Perfect, your website takes advantage of gzip.

Mobile



Mobile Optimization

✘ Apple Icon

✔ Meta Viewport Tag

✔ Flash content

Optimization



XML Sitemap

Missing

Your website does not have an XML sitemap - this can be problematic.

A sitemap lists URLs that are available for crawling and can include additional information like your site's latest updates, frequency of changes and importance of the URLs. This allows search engines to crawl the site more intelligently.



Robots.txt

<http://kidecispmouth.tk/robots.txt>

Great, your website has a robots.txt file.



Analytics

Missing

We didn't detect an analytics tool installed on this website.

Web analytics let you measure visitor activity on your website. You should have at least one analytics tool installed, but It can also be good to install a second in order to cross-check the data.