








# Seo Analyzer limpristcoode.tk

Generated on December 25 2021 21:15 PM

The score is 65/100



## SEO Content

	Title	Using the EAs to trade the 1 minute time frame Forex.Best <b>Length : 58</b> Perfect, your title contains between 10 and 70 characters.												
	Description	The best time frame to trade forex does not necessarily mean one specific time frame. It is possible to combine approaches to find opportunities in the forex market. <b>Length : 165</b> Ideally, your meta description should contain between 70 and 160 characters (spaces included). Use <a href="#">this free tool</a> to calculate text length.												
	Keywords	best time frame to trade forex Good, your page contains meta keywords.												
	Og Meta Properties	This page does not take advantage of Og Properties. This tags allows social crawler's better structurize your page. Use <a href="#">this free og properties generator</a> to create them.												
	Headings	<table><tr><th>H1</th><th>H2</th><th>H3</th><th>H4</th><th>H5</th><th>H6</th></tr><tr><td>217</td><td>1</td><td>0</td><td>0</td><td>9</td><td>152</td></tr></table> <ul style="list-style-type: none"><li>• [H1] Using the EAs to trade the 1 minute time frame Forex.Best</li><li>• [H1] Investors will look to the Fed to soothe the market next week, but that may be a tall order - (Source)</li><li>• [H1] This past week saw the following moves in the S&amp;P:</li><li>• [H1] Major Indices for this past week:</li><li>• [H1] Major Futures Markets as of Friday's close:</li><li>• [H1] Economic Calendar for the Week Ahead:</li><li>• [H1] Percentage Changes for the Major Indices, WTD, MTD, QTD, YTD as of Friday's close:</li><li>• [H1] S&amp;P Sectors for the Past Week:</li><li>• [H1] Major Indices Pullback/Correction Levels as of Friday's close:</li><li>• [H1] Major Indices Rally Levels as of Friday's close:</li><li>• [H1] Most Anticipated Earnings Releases for this week:</li><li>• [H1] Here are the upcoming IPO's for this week:</li></ul>	H1	H2	H3	H4	H5	H6	217	1	0	0	9	152
H1	H2	H3	H4	H5	H6									
217	1	0	0	9	152									

## SEO Content

- [H1] Friday's Stock Analyst Upgrades & Downgrades:
- [H1] Election Charts You Need To See: Part 1
- [H1] Active Managers Do an About Face
- [H1] The Most and Least Heavily Shorted Stocks in the Russell 1,000
- [H1] 5 Lessons Learned About Rising Rates
- [H1] Best and Worst Performing Stocks Since the 9/2 High
- [H1] Typical Early September Weakness Recovers Mid-Month Sells Off Month-End
- [H1] Monday 9.14.20 Before Market Open:
- [H1] Monday 9.14.20 After Market Close:
- [H1] Tuesday 9.15.20 Before Market Open:
- [H1] Tuesday 9.15.20 After Market Close:
- [H1] Wednesday 9.16.20 Before Market Open:
- [H1] Wednesday 9.16.20 After Market Close:
- [H1] Thursday 9.17.20 Before Market Open:
- [H1] Thursday 9.17.20 After Market Close:
- [H1] Friday 9.18.20 Before Market Open:
- [H1] Friday 9.18.20 After Market Close:
- [H1] FedEx Corp. \$232.79
- [H1] (CLICK HERE FOR THE CHART!)
- [H1] Adobe Inc. \$471.35
- [H1] (CLICK HERE FOR THE CHART!)
- [H1] Cracker Barrel Old Country Store, Inc. \$136.79
- [H1] (CLICK HERE FOR THE CHART!)
- [H1] Aspen Group, Inc. \$11.54
- [H1] (CLICK HERE FOR THE CHART!)
- [H1] Lennar Corp. \$77.48
- [H1] (CLICK HERE FOR THE CHART!)
- [H1] Endava \$53.03
- [H1] (CLICK HERE FOR THE CHART!)
- [H1] Brady Corp. \$45.34
- [H1] (CLICK HERE FOR THE CHART!)
- [H1] Cantel Medical Corp. \$49.12
- [H1] (CLICK HERE FOR THE CHART!)
- [H1] IsoRay Inc \$0.63
- [H1] (CLICK HERE FOR THE CHART!)
- [H1] Apogee Enterprises, Inc. \$19.49
- [H1] (CLICK HERE FOR THE CHART!)
- [H1] DISCUSS!
- [H1] Investors will look to the Fed to soothe the market next week, but that may be a tall order - (Source)
- [H1] This past week saw the following moves in the S&P:
- [H1] Major Indices for this past week:
- [H1] Major Futures Markets as of Friday's close:
- [H1] Economic Calendar for the Week Ahead:
- [H1] Percentage Changes for the Major Indices, WTD, MTD, QTD, YTD as of Friday's close:
- [H1] S&P Sectors for the Past Week:
- [H1] Major Indices Pullback/Correction Levels as of Friday's close:
- [H1] Major Indices Rally Levels as of Friday's close:
- [H1] Most Anticipated Earnings Releases for this week:
- [H1] Here are the upcoming IPO's for this week:
- [H1] Friday's Stock Analyst Upgrades & Downgrades:
- [H1] Election Charts You Need To See: Part 1

## SEO Content

- [H1] Active Managers Do an About Face
- [H1] The Most and Least Heavily Shorted Stocks in the Russell 1,000
- [H1] 5 Lessons Learned About Rising Rates
- [H1] Best and Worst Performing Stocks Since the 9/2 High
- [H1] Typical Early September Weakness Recovers Mid-Month Sells Off Month-End
- [H1] STOCK MARKET VIDEO: Stock Market Analysis Video for Week Ending September 11th, 2020
- [H1] STOCK MARKET VIDEO: ShadowTrader Video Weekly 9.13.20
- [H1] Monday 9.14.20 Before Market Open:
- [H1] Monday 9.14.20 After Market Close:
- [H1] Tuesday 9.15.20 Before Market Open:
- [H1] Tuesday 9.15.20 After Market Close:
- [H1] Wednesday 9.16.20 Before Market Open:
- [H1] Wednesday 9.16.20 After Market Close:
- [H1] Thursday 9.17.20 Before Market Open:
- [H1] Thursday 9.17.20 After Market Close:
- [H1] Friday 9.18.20 Before Market Open:
- [H1] Friday 9.18.20 After Market Close:
- [H1] FedEx Corp. \$232.79
- [H1] (CLICK HERE FOR THE CHART!)
- [H1] Adobe Inc. \$471.35
- [H1] (CLICK HERE FOR THE CHART!)
- [H1] Cracker Barrel Old Country Store, Inc. \$136.79
- [H1] (CLICK HERE FOR THE CHART!)
- [H1] Aspen Group, Inc. \$11.54
- [H1] (CLICK HERE FOR THE CHART!)
- [H1] Lennar Corp. \$77.48
- [H1] (CLICK HERE FOR THE CHART!)
- [H1] Endava \$53.03
- [H1] (CLICK HERE FOR THE CHART!)
- [H1] Brady Corp. \$45.34
- [H1] (CLICK HERE FOR THE CHART!)
- [H1] Cantel Medical Corp. \$49.12
- [H1] (CLICK HERE FOR THE CHART!)
- [H1] IsoRay Inc \$0.63
- [H1] (CLICK HERE FOR THE CHART!)
- [H1] Apogee Enterprises, Inc. \$19.49
- [H1] (CLICK HERE FOR THE CHART!)
- [H1] DISCUSS!
- [H1] Investors will look to the Fed to soothe the market next week, but that may be a tall order - (Source)
- [H1] This past week saw the following moves in the S&P:
- [H1] Major Indices for this past week:
- [H1] Major Futures Markets as of Friday's close:
- [H1] Economic Calendar for the Week Ahead:
- [H1] Percentage Changes for the Major Indices, WTD, MTD, QTD, YTD as of Friday's close:
- [H1] S&P Sectors for the Past Week:
- [H1] Major Indices Pullback/Correction Levels as of Friday's close:
- [H1] Major Indices Rally Levels as of Friday's close:
- [H1] Most Anticipated Earnings Releases for this week:
- [H1] Here are the upcoming IPO's for this week:

## SEO Content

- [H1] Friday's Stock Analyst Upgrades & Downgrades:
- [H1] Election Charts You Need To See: Part 1
- [H1] Active Managers Do an About Face
- [H1] The Most and Least Heavily Shorted Stocks in the Russell 1,000
- [H1] 5 Lessons Learned About Rising Rates
- [H1] Best and Worst Performing Stocks Since the 9/2 High
- [H1] Typical Early September Weakness Recovers Mid-Month Sells Off Month-End
- [H1] STOCK MARKET VIDEO: Stock Market Analysis Video for Week Ending September 11th, 2020
- [H1] STOCK MARKET VIDEO: ShadowTrader Video Weekly 9.13.20
- [H1] Monday 9.14.20 Before Market Open:
- [H1] Monday 9.14.20 After Market Close:
- [H1] Tuesday 9.15.20 Before Market Open:
- [H1] Tuesday 9.15.20 After Market Close:
- [H1] Wednesday 9.16.20 Before Market Open:
- [H1] Wednesday 9.16.20 After Market Close:
- [H1] Thursday 9.17.20 Before Market Open:
- [H1] Thursday 9.17.20 After Market Close:
- [H1] Friday 9.18.20 Before Market Open:
- [H1] Friday 9.18.20 After Market Close:
- [H1] FedEx Corp. \$232.79
- [H1] (CLICK HERE FOR THE CHART!)
- [H1] Adobe Inc. \$471.35
- [H1] (CLICK HERE FOR THE CHART!)
- [H1] Cracker Barrel Old Country Store, Inc. \$136.79
- [H1] (CLICK HERE FOR THE CHART!)
- [H1] Aspen Group, Inc. \$11.54
- [H1] (CLICK HERE FOR THE CHART!)
- [H1] Lennar Corp. \$77.48
- [H1] (CLICK HERE FOR THE CHART!)
- [H1] Endava \$53.03
- [H1] (CLICK HERE FOR THE CHART!)
- [H1] Brady Corp. \$45.34
- [H1] (CLICK HERE FOR THE CHART!)
- [H1] Cantel Medical Corp. \$49.12
- [H1] (CLICK HERE FOR THE CHART!)
- [H1] IsoRay Inc \$0.63
- [H1] (CLICK HERE FOR THE CHART!)
- [H1] Apogee Enterprises, Inc. \$19.49
- [H1] (CLICK HERE FOR THE CHART!)
- [H1] DISCUSS!
- [H1] Investors will look to the Fed to soothe the market next week, but that may be a tall order - (Source)
- [H1] This past week saw the following moves in the S&P:
- [H1] Major Indices for this past week:
- [H1] Major Futures Markets as of Friday's close:
- [H1] Economic Calendar for the Week Ahead:
- [H1] Percentage Changes for the Major Indices, WTD, MTD, QTD, YTD as of Friday's close:
- [H1] S&P Sectors for the Past Week:
- [H1] Major Indices Pullback/Correction Levels as of Friday's close:
- [H1] Major Indices Rally Levels as of Friday's close:

## SEO Content

- [H1] Most Anticipated Earnings Releases for this week:
- [H1] Here are the upcoming IPO's for this week:
- [H1] Friday's Stock Analyst Upgrades & Downgrades:
- [H1] Election Charts You Need To See: Part 1
- [H1] Active Managers Do an About Face
- [H1] The Most and Least Heavily Shorted Stocks in the Russell 1,000
- [H1] 5 Lessons Learned About Rising Rates
- [H1] Best and Worst Performing Stocks Since the 9/2 High
- [H1] Typical Early September Weakness Recovers Mid-Month Sells Off Month-End
- [H1] Monday 9.14.20 Before Market Open:
- [H1] Monday 9.14.20 After Market Close:
- [H1] Tuesday 9.15.20 Before Market Open:
- [H1] Tuesday 9.15.20 After Market Close:
- [H1] Wednesday 9.16.20 Before Market Open:
- [H1] Wednesday 9.16.20 After Market Close:
- [H1] Thursday 9.17.20 Before Market Open:
- [H1] Thursday 9.17.20 After Market Close:
- [H1] Friday 9.18.20 Before Market Open:
- [H1] Friday 9.18.20 After Market Close:
- [H1] FedEx Corp. \$232.79
- [H1] (CLICK HERE FOR THE CHART!)
- [H1] Adobe Inc. \$471.35
- [H1] (CLICK HERE FOR THE CHART!)
- [H1] Cracker Barrel Old Country Store, Inc. \$136.79
- [H1] (CLICK HERE FOR THE CHART!)
- [H1] Aspen Group, Inc. \$11.54
- [H1] (CLICK HERE FOR THE CHART!)
- [H1] Lennar Corp. \$77.48
- [H1] (CLICK HERE FOR THE CHART!)
- [H1] Endava \$53.03
- [H1] (CLICK HERE FOR THE CHART!)
- [H1] Brady Corp. \$45.34
- [H1] (CLICK HERE FOR THE CHART!)
- [H1] Cantel Medical Corp. \$49.12
- [H1] (CLICK HERE FOR THE CHART!)
- [H1] IsoRay Inc \$0.63
- [H1] (CLICK HERE FOR THE CHART!)
- [H1] Apogee Enterprises, Inc. \$19.49
- [H1] (CLICK HERE FOR THE CHART!)
- [H1] DISCUSS!
- [H1] Background
- [H1] System Details
- [H1] And now for the fun. Results!
- [H1] A Note on Spread
- [H1] Time of Day
- [H1] Moving stops up to breakeven
- [H1] 2-Candle vs Confirmation Candle Stops
- [H1] Correlated Trades
- [H1] What I will trade
- [H1] Other Technical Details
- [H1] Raw Data
- [H1] Insanely detailed spreadsheet notes
- [H1] Pairs
- [H1] TL;DR

## SEO Content

- [H1] Demo Trading Results
- [H1] Live Trading Results
- [H2] WHY YOU NEED TO KNOW THE BEST TIME FRAME TO TRADE \*\*FOREX ...
- [H5] THE BEST TIME FRAME TO TRADE FOREX - MULTIPLE TIME FRAME SYSTEM
- [H5] What is the best time frames to trade patterns in forex? Swing or Scalping?
- [H5] Wall Street Week Ahead for the trading week beginning September 14th, 2020
- [H5] Wall Street Week Ahead for the trading week beginning September 14th, 2020
- [H5] Wall Street Week Ahead for the trading week beginning September 14th, 2020
- [H5] Wall Street Week Ahead for the trading week beginning September 14th, 2020
- [H5] The truth about risk:reward
- [H5] Starting again :-(
- [H5] H1 Backtest of ParallaxFX's BBStoch system
- [H6] (CLICK HERE FOR THE FULL S&P TREE MAP FOR THE PAST WEEK!)
- [H6] (CLICK HERE FOR THE MAJOR INDICES FOR THE PAST WEEK!)
- [H6] (CLICK HERE FOR THE MAJOR FUTURES INDICES AS OF FRIDAY!)
- [H6] (CLICK HERE FOR THE FULL ECONOMIC CALENDAR FOR THE WEEK AHEAD!)
- [H6] (CLICK HERE FOR THE CHART!)
- [H6] (CLICK HERE FOR THE CHART!)
- [H6] (CLICK HERE FOR THE CHART!)
- [H6] (CLICK HERE FOR THE CHART!)
- [H6] (CLICK HERE FOR THE CHART!)
- [H6] (CLICK HERE FOR THE CHART!)
- [H6] (CLICK HERE FOR THE CHART LINK #1!)
- [H6] (CLICK HERE FOR THE CHART LINK #2!)
- [H6] (CLICK HERE FOR THE CHART LINK #3!)
- [H6] (CLICK HERE FOR THE CHART!)
- [H6] (CLICK HERE FOR THE CHART!)
- [H6] (CLICK HERE FOR THE CHART!)
- [H6] (CLICK HERE FOR THE CHART!)
- [H6] (CLICK HERE FOR THE CHART!)
- [H6] (CLICK HERE FOR THE CHART!)
- [H6] (CLICK HERE FOR THE CHART!)
- [H6] (CLICK HERE FOR THE CHART!)
- [H6] (CLICK HERE FOR THE CHART!)
- [H6] (CLICK HERE FOR THE CHART!)
- [H6] (CLICK HERE FOR THE CHART!)
- [H6] (CLICK HERE FOR THE CHART!)
- [H6] (CLICK HERE FOR THE CHART!)
- [H6] (CLICK HERE FOR NEXT WEEK'S MOST NOTABLE EARNINGS RELEASES!)
- [H6] (CLICK HERE FOR NEXT WEEK'S HIGHEST VOLATILITY EARNINGS RELEASES!)
- [H6] ([CLICK HERE FOR MONDAY'S PRE-MARKET EARNINGS TIME & ESTIMATES!])()
- [H6] (CLICK HERE FOR MONDAY'S AFTER-MARKET EARNINGS TIME & ESTIMATES!)

## SEO Content

- [H6] (CLICK HERE FOR TUESDAY'S PRE-MARKET EARNINGS TIME & ESTIMATES!)
- [H6] (CLICK HERE FOR TUESDAY'S AFTER-MARKET EARNINGS TIME & ESTIMATES!)
- [H6] (CLICK HERE FOR WEDNESDAY'S PRE-MARKET EARNINGS TIME & ESTIMATES!)
- [H6] ([CLICK HERE FOR WEDNESDAY'S AFTER-MARKET EARNINGS TIME & ESTIMATES!]())
- [H6] (CLICK HERE FOR THURSDAY'S PRE-MARKET EARNINGS TIME & ESTIMATES!)
- [H6] ([CLICK HERE FOR THURSDAY'S AFTER-MARKET EARNINGS TIME & ESTIMATES!]())
- [H6] ([CLICK HERE FOR FRIDAY'S PRE-MARKET EARNINGS TIME & ESTIMATES!]())
- [H6] ([CLICK HERE FOR FRIDAY'S AFTER-MARKET EARNINGS TIME & ESTIMATES!]())
- [H6] (CLICK HERE FOR THE FULL S&P TREE MAP FOR THE PAST WEEK!)
- [H6] (CLICK HERE FOR THE MAJOR INDICES FOR THE PAST WEEK!)
- [H6] (CLICK HERE FOR THE MAJOR FUTURES INDICES AS OF FRIDAY!)
- [H6] (CLICK HERE FOR THE FULL ECONOMIC CALENDAR FOR THE WEEK AHEAD!)
- [H6] (CLICK HERE FOR THE CHART!)
- [H6] (CLICK HERE FOR THE CHART!)
- [H6] (CLICK HERE FOR THE CHART!)
- [H6] (CLICK HERE FOR THE CHART!)
- [H6] (CLICK HERE FOR THE CHART!)
- [H6] (CLICK HERE FOR THE CHART!)
- [H6] (CLICK HERE FOR THE CHART LINK #1!)
- [H6] (CLICK HERE FOR THE CHART LINK #2!)
- [H6] (CLICK HERE FOR THE CHART LINK #3!)
- [H6] (CLICK HERE FOR THE CHART!)
- [H6] (CLICK HERE FOR THE CHART!)
- [H6] (CLICK HERE FOR THE CHART!)
- [H6] (CLICK HERE FOR THE CHART!)
- [H6] (CLICK HERE FOR THE CHART!)
- [H6] (CLICK HERE FOR THE CHART!)
- [H6] (CLICK HERE FOR THE CHART!)
- [H6] (CLICK HERE FOR THE CHART!)
- [H6] (CLICK HERE FOR THE CHART!)
- [H6] (CLICK HERE FOR THE CHART!)
- [H6] (CLICK HERE FOR THE CHART!)
- [H6] (CLICK HERE FOR THE YOUTUBE VIDEO!)
- [H6] ([CLICK HERE FOR THE YOUTUBE VIDEO!]())
- [H6] (CLICK HERE FOR NEXT WEEK'S MOST NOTABLE EARNINGS RELEASES!)
- [H6] (CLICK HERE FOR NEXT WEEK'S HIGHEST VOLATILITY EARNINGS RELEASES!)
- [H6] ([CLICK HERE FOR MONDAY'S PRE-MARKET EARNINGS TIME & ESTIMATES!]())
- [H6] (CLICK HERE FOR MONDAY'S AFTER-MARKET EARNINGS TIME & ESTIMATES!)
- [H6] (CLICK HERE FOR TUESDAY'S PRE-MARKET EARNINGS TIME

## SEO Content





- & ESTIMATES!)
- [H6] (CLICK HERE FOR TUESDAY'S AFTER-MARKET EARNINGS TIME & ESTIMATES!)
- [H6] (CLICK HERE FOR WEDNESDAY'S PRE-MARKET EARNINGS TIME & ESTIMATES!)
- [H6] ([CLICK HERE FOR WEDNESDAY'S AFTER-MARKET EARNINGS TIME & ESTIMATES!]())
- [H6] (CLICK HERE FOR THURSDAY'S PRE-MARKET EARNINGS TIME & ESTIMATES!)
- [H6] ([CLICK HERE FOR THURSDAY'S AFTER-MARKET EARNINGS TIME & ESTIMATES!]())
- [H6] ([CLICK HERE FOR FRIDAY'S PRE-MARKET EARNINGS TIME & ESTIMATES!]())
- [H6] ([CLICK HERE FOR FRIDAY'S AFTER-MARKET EARNINGS TIME & ESTIMATES!]())
- [H6] (CLICK HERE FOR THE FULL S&P TREE MAP FOR THE PAST WEEK!)
- [H6] (CLICK HERE FOR THE MAJOR INDICES FOR THE PAST WEEK!)
- [H6] (CLICK HERE FOR THE MAJOR FUTURES INDICES AS OF FRIDAY!)
- [H6] (CLICK HERE FOR THE FULL ECONOMIC CALENDAR FOR THE WEEK AHEAD!)
- [H6] (CLICK HERE FOR THE CHART!)
- [H6] (CLICK HERE FOR THE CHART!)
- [H6] (CLICK HERE FOR THE CHART!)
- [H6] (CLICK HERE FOR THE CHART!)
- [H6] (CLICK HERE FOR THE CHART!)
- [H6] (CLICK HERE FOR THE CHART!)
- [H6] (CLICK HERE FOR THE CHART LINK #1!)
- [H6] (CLICK HERE FOR THE CHART LINK #2!)
- [H6] (CLICK HERE FOR THE CHART LINK #3!)
- [H6] (CLICK HERE FOR THE CHART!)
- [H6] (CLICK HERE FOR THE CHART!)
- [H6] (CLICK HERE FOR THE CHART!)
- [H6] (CLICK HERE FOR THE CHART!)
- [H6] (CLICK HERE FOR THE CHART!)
- [H6] (CLICK HERE FOR THE CHART!)
- [H6] (CLICK HERE FOR THE CHART!)
- [H6] (CLICK HERE FOR THE CHART!)
- [H6] (CLICK HERE FOR THE CHART!)
- [H6] (CLICK HERE FOR THE CHART!)
- [H6] (CLICK HERE FOR THE CHART!)
- [H6] (CLICK HERE FOR THE CHART!)
- [H6] (CLICK HERE FOR THE YOUTUBE VIDEO!)
- [H6] ([CLICK HERE FOR THE YOUTUBE VIDEO!]())
- [H6] (CLICK HERE FOR NEXT WEEK'S MOST NOTABLE EARNINGS RELEASES!)
- [H6] (CLICK HERE FOR NEXT WEEK'S HIGHEST VOLATILITY EARNINGS RELEASES!)
- [H6] ([CLICK HERE FOR MONDAY'S PRE-MARKET EARNINGS TIME & ESTIMATES!]())
- [H6] (CLICK HERE FOR MONDAY'S AFTER-MARKET EARNINGS TIME & ESTIMATES!)
- [H6] (CLICK HERE FOR TUESDAY'S PRE-MARKET EARNINGS TIME & ESTIMATES!)







## SEO Content

- [H6] (CLICK HERE FOR TUESDAY'S AFTER-MARKET EARNINGS TIME & ESTIMATES!)
- [H6] (CLICK HERE FOR WEDNESDAY'S PRE-MARKET EARNINGS TIME & ESTIMATES!)
- [H6] ([CLICK HERE FOR WEDNESDAY'S AFTER-MARKET EARNINGS TIME & ESTIMATES!]())
- [H6] (CLICK HERE FOR THURSDAY'S PRE-MARKET EARNINGS TIME & ESTIMATES!)
- [H6] ([CLICK HERE FOR THURSDAY'S AFTER-MARKET EARNINGS TIME & ESTIMATES!]())
- [H6] ([CLICK HERE FOR FRIDAY'S PRE-MARKET EARNINGS TIME & ESTIMATES!]())
- [H6] ([CLICK HERE FOR FRIDAY'S AFTER-MARKET EARNINGS TIME & ESTIMATES!]())
- [H6] (CLICK HERE FOR THE FULL S&P TREE MAP FOR THE PAST WEEK!)
- [H6] (CLICK HERE FOR THE MAJOR INDICES FOR THE PAST WEEK!)
- [H6] (CLICK HERE FOR THE MAJOR FUTURES INDICES AS OF FRIDAY!)
- [H6] (CLICK HERE FOR THE FULL ECONOMIC CALENDAR FOR THE WEEK AHEAD!)
- [H6] (CLICK HERE FOR THE CHART!)
- [H6] (CLICK HERE FOR THE CHART!)
- [H6] (CLICK HERE FOR THE CHART!)
- [H6] (CLICK HERE FOR THE CHART!)
- [H6] (CLICK HERE FOR THE CHART!)
- [H6] (CLICK HERE FOR THE CHART!)
- [H6] (CLICK HERE FOR THE CHART LINK #1!)
- [H6] (CLICK HERE FOR THE CHART LINK #2!)
- [H6] (CLICK HERE FOR THE CHART LINK #3!)
- [H6] (CLICK HERE FOR THE CHART!)
- [H6] (CLICK HERE FOR THE CHART!)
- [H6] (CLICK HERE FOR THE CHART!)
- [H6] (CLICK HERE FOR THE CHART!)
- [H6] (CLICK HERE FOR THE CHART!)
- [H6] (CLICK HERE FOR THE CHART!)
- [H6] (CLICK HERE FOR THE CHART!)
- [H6] (CLICK HERE FOR THE CHART!)
- [H6] (CLICK HERE FOR THE CHART!)
- [H6] (CLICK HERE FOR THE CHART!)
- [H6] (CLICK HERE FOR THE CHART!)
- [H6] (CLICK HERE FOR THE CHART!)
- [H6] (CLICK HERE FOR NEXT WEEK'S MOST NOTABLE EARNINGS RELEASES!)
- [H6] (CLICK HERE FOR NEXT WEEK'S HIGHEST VOLATILITY EARNINGS RELEASES!)
- [H6] ([CLICK HERE FOR MONDAY'S PRE-MARKET EARNINGS TIME & ESTIMATES!]())
- [H6] (CLICK HERE FOR MONDAY'S AFTER-MARKET EARNINGS TIME & ESTIMATES!)
- [H6] (CLICK HERE FOR TUESDAY'S PRE-MARKET EARNINGS TIME & ESTIMATES!)
- [H6] (CLICK HERE FOR TUESDAY'S AFTER-MARKET EARNINGS TIME & ESTIMATES!)
- [H6] (CLICK HERE FOR WEDNESDAY'S PRE-MARKET EARNINGS

## SEO Content

		<p>TIME &amp; ESTIMATES!)</p> <ul style="list-style-type: none"> <li>• [H6] ([CLICK HERE FOR WEDNESDAY'S AFTER-MARKET EARNINGS TIME &amp; ESTIMATES!])()</li> <li>• [H6] (CLICK HERE FOR THURSDAY'S PRE-MARKET EARNINGS TIME &amp; ESTIMATES!)</li> <li>• [H6] ([CLICK HERE FOR THURSDAY'S AFTER-MARKET EARNINGS TIME &amp; ESTIMATES!])()</li> <li>• [H6] ([CLICK HERE FOR FRIDAY'S PRE-MARKET EARNINGS TIME &amp; ESTIMATES!])()</li> <li>• [H6] ([CLICK HERE FOR FRIDAY'S AFTER-MARKET EARNINGS TIME &amp; ESTIMATES!])()</li> </ul>
	Images	<p>We found 8 images on this web page.</p> <p>3 alt attributes are empty or missing. Add alternative text so that search engines can better understand the content of your images.</p>
	Text/HTML Ratio	<p>Ratio : <b>1%</b></p> <p>This page's ratio of text to HTML code is below 15 percent, this means that your website probably needs more text content.</p>
	Flash	<p>Perfect, no Flash content has been detected on this page.</p>
	Iframe	<p>Too Bad, you have Iframes on the web pages, this mean that content in an Iframe cannot be indexed.</p>

## SEO Links

	URL Rewrite	<p>Good. Your links looks friendly!</p>
	Underscores in the URLs	<p>Perfect! No underscores detected in your URLs.</p>
	In-page links	<p>We found a total of 241 links including 0 link(s) to files</p>
	Statistics	<p>External Links : noFollow 0%</p> <p>External Links : Passing Juice 0.41%</p> <p>Internal Links 99.59%</p>

## In-page links

Anchor	Type	Juice
<a href="https://youtu.be/s4GJzgeSEfl">https://youtu.be/s4GJzgeSEfl</a>	Internal	Passing Juice
<a href="#">ERVINGOLIVAS</a>	Internal	Passing Juice
<a href="#">u/ERVINGOLIVAS</a>	Internal	Passing Juice
<a href="#">[link]</a>	Internal	Passing Juice
<a href="#">[comments]</a>	Internal	Passing Juice
<a href="#">JoJoPack0314</a>	Internal	Passing Juice
<a href="#">Forex</a>	Internal	Passing Juice
<a href="#">[link]</a>	Internal	Passing Juice
<a href="#">[comments]</a>	Internal	Passing Juice
<a href="#">wallstreetbets</a>	Internal	Passing Juice
<a href="#">(Source)</a>	Internal	Passing Juice
<a href="#">CLICK HERE FOR THE FULL S&amp;P TREE MAP FOR THE PAST WEEK!</a>	Internal	Passing Juice
<a href="#">CLICK HERE FOR THE MAJOR INDICES FOR THE PAST WEEK!</a>	Internal	Passing Juice
<a href="#">CLICK HERE FOR THE MAJOR FUTURES INDICES AS OF FRIDAY!</a>	Internal	Passing Juice
<a href="#">CLICK HERE FOR THE FULL ECONOMIC CALENDAR FOR THE WEEK AHEAD!</a>	Internal	Passing Juice
<a href="#">CLICK HERE FOR THE CHART!</a>	Internal	Passing Juice
<a href="#">CLICK HERE FOR THE CHART!</a>	Internal	Passing Juice
<a href="#">CLICK HERE FOR THE CHART!</a>	Internal	Passing Juice
<a href="#">CLICK HERE FOR THE CHART!</a>	Internal	Passing Juice
<a href="#">CLICK HERE FOR THE CHART!</a>	Internal	Passing Juice
<a href="#">CLICK HERE FOR THE CHART LINK #1!</a>	Internal	Passing Juice
<a href="#">CLICK HERE FOR THE CHART LINK #2!</a>	Internal	Passing Juice
<a href="#">CLICK HERE FOR THE CHART LINK #3!</a>	Internal	Passing Juice
<a href="#">CLICK HERE FOR THE CHART!</a>	Internal	Passing Juice
<a href="#">CLICK HERE FOR THE CHART!</a>	Internal	Passing Juice

## In-page links

[illegible]

## In-page links

[illegible]

## In-page links

<a href="#">CLICK HERE FOR THE CHART!</a>	Internal	Passing Juice
<a href="#">CLICK HERE FOR THE CHART!</a>	Internal	Passing Juice
<a href="#">CLICK HERE FOR THE CHART!</a>	Internal	Passing Juice
<a href="#">CLICK HERE FOR THE CHART!</a>	Internal	Passing Juice
<a href="#">CLICK HERE FOR THE CHART!</a>	Internal	Passing Juice
<a href="#">CLICK HERE FOR THE CHART!</a>	Internal	Passing Juice
<a href="#">CLICK HERE FOR THE CHART!</a>	Internal	Passing Juice
<a href="#">CLICK HERE FOR THE YOUTUBE VIDEO!</a>	Internal	Passing Juice
<a href="#">CLICK HERE FOR NEXT WEEK'S MOST NOTABLE EARNINGS RELEASES!</a>	Internal	Passing Juice
<a href="#">CLICK HERE FOR NEXT WEEK'S HIGHEST VOLATILITY EARNINGS RELEASES!</a>	Internal	Passing Juice
<a href="#">CLICK HERE FOR MONDAY'S AFTER-MARKET EARNINGS TIME &amp; ESTIMATES!</a>	Internal	Passing Juice
<a href="#">CLICK HERE FOR TUESDAY'S PRE-MARKET EARNINGS TIME &amp; ESTIMATES!</a>	Internal	Passing Juice
<a href="#">CLICK HERE FOR TUESDAY'S AFTER-MARKET EARNINGS TIME &amp; ESTIMATES!</a>	Internal	Passing Juice
<a href="#">CLICK HERE FOR WEDNESDAY'S PRE-MARKET EARNINGS TIME &amp; ESTIMATES!</a>	Internal	Passing Juice
<a href="#">CLICK HERE FOR THURSDAY'S PRE-MARKET EARNINGS TIME &amp; ESTIMATES!</a>	Internal	Passing Juice
<a href="#">CLICK HERE FOR THE CHART!</a>	Internal	Passing Juice
<a href="#">CLICK HERE FOR THE CHART!</a>	Internal	Passing Juice
<a href="#">CLICK HERE FOR THE CHART!</a>	Internal	Passing Juice
<a href="#">CLICK HERE FOR THE CHART!</a>	Internal	Passing Juice
<a href="#">CLICK HERE FOR THE CHART!</a>	Internal	Passing Juice
<a href="#">CLICK HERE FOR THE CHART!</a>	Internal	Passing Juice
<a href="#">CLICK HERE FOR THE CHART!</a>	Internal	Passing Juice
<a href="#">CLICK HERE FOR THE CHART!</a>	Internal	Passing Juice
<a href="#">CLICK HERE FOR THE CHART!</a>	Internal	Passing Juice
<a href="#">CLICK HERE FOR THE CHART!</a>	Internal	Passing Juice
<a href="#">StockMarket</a>	Internal	Passing Juice

## In-page links

[illegible]

## In-page links

<a href="#">CLICK HERE FOR THE CHART!</a>	Internal	Passing Juice
<a href="#">CLICK HERE FOR THE CHART!</a>	Internal	Passing Juice
<a href="#">CLICK HERE FOR THE CHART!</a>	Internal	Passing Juice
<a href="#">CLICK HERE FOR THE YOUTUBE VIDEO!</a>	Internal	Passing Juice
<a href="#">CLICK HERE FOR NEXT WEEK'S MOST NOTABLE EARNINGS RELEASES!</a>	Internal	Passing Juice
<a href="#">CLICK HERE FOR NEXT WEEK'S HIGHEST VOLATILITY EARNINGS RELEASES!</a>	Internal	Passing Juice
<a href="#">CLICK HERE FOR MONDAY'S AFTER-MARKET EARNINGS TIME &amp; ESTIMATES!</a>	Internal	Passing Juice
<a href="#">CLICK HERE FOR TUESDAY'S PRE-MARKET EARNINGS TIME &amp; ESTIMATES!</a>	Internal	Passing Juice
<a href="#">CLICK HERE FOR TUESDAY'S AFTER-MARKET EARNINGS TIME &amp; ESTIMATES!</a>	Internal	Passing Juice
<a href="#">CLICK HERE FOR WEDNESDAY'S PRE-MARKET EARNINGS TIME &amp; ESTIMATES!</a>	Internal	Passing Juice
<a href="#">CLICK HERE FOR THURSDAY'S PRE-MARKET EARNINGS TIME &amp; ESTIMATES!</a>	Internal	Passing Juice
<a href="#">CLICK HERE FOR THE CHART!</a>	Internal	Passing Juice
<a href="#">CLICK HERE FOR THE CHART!</a>	Internal	Passing Juice
<a href="#">CLICK HERE FOR THE CHART!</a>	Internal	Passing Juice
<a href="#">CLICK HERE FOR THE CHART!</a>	Internal	Passing Juice
<a href="#">CLICK HERE FOR THE CHART!</a>	Internal	Passing Juice
<a href="#">CLICK HERE FOR THE CHART!</a>	Internal	Passing Juice
<a href="#">CLICK HERE FOR THE CHART!</a>	Internal	Passing Juice
<a href="#">CLICK HERE FOR THE CHART!</a>	Internal	Passing Juice
<a href="#">CLICK HERE FOR THE CHART!</a>	Internal	Passing Juice
<a href="#">smallstreetbets</a>	Internal	Passing Juice
<a href="#">bigbear0083</a>	Internal	Passing Juice
<a href="#">smallstreetbets</a>	Internal	Passing Juice
<a href="#">[link]</a>	Internal	Passing Juice



## In-page links

[illegible]

## In-page links

<a href="#">CLICK HERE FOR THE CHART!</a>	Internal	Passing Juice
<a href="#">CLICK HERE FOR NEXT WEEK'S MOST NOTABLE EARNINGS RELEASES!</a>	Internal	Passing Juice
<a href="#">CLICK HERE FOR NEXT WEEK'S HIGHEST VOLATILITY EARNINGS RELEASES!</a>	Internal	Passing Juice
<a href="#">CLICK HERE FOR MONDAY'S AFTER-MARKET EARNINGS TIME &amp; ESTIMATES!</a>	Internal	Passing Juice
<a href="#">CLICK HERE FOR TUESDAY'S PRE-MARKET EARNINGS TIME &amp; ESTIMATES!</a>	Internal	Passing Juice
<a href="#">CLICK HERE FOR TUESDAY'S AFTER-MARKET EARNINGS TIME &amp; ESTIMATES!</a>	Internal	Passing Juice
<a href="#">CLICK HERE FOR WEDNESDAY'S PRE-MARKET EARNINGS TIME &amp; ESTIMATES!</a>	Internal	Passing Juice
<a href="#">CLICK HERE FOR THURSDAY'S PRE-MARKET EARNINGS TIME &amp; ESTIMATES!</a>	Internal	Passing Juice
<a href="#">CLICK HERE FOR THE CHART!</a>	Internal	Passing Juice
<a href="#">CLICK HERE FOR THE CHART!</a>	Internal	Passing Juice
<a href="#">CLICK HERE FOR THE CHART!</a>	Internal	Passing Juice
<a href="#">CLICK HERE FOR THE CHART!</a>	Internal	Passing Juice
<a href="#">CLICK HERE FOR THE CHART!</a>	Internal	Passing Juice
<a href="#">CLICK HERE FOR THE CHART!</a>	Internal	Passing Juice
<a href="#">CLICK HERE FOR THE CHART!</a>	Internal	Passing Juice
<a href="#">CLICK HERE FOR THE CHART!</a>	Internal	Passing Juice
<a href="#">bigbear0083</a>	Internal	Passing Juice
<a href="#">stocks</a>	Internal	Passing Juice
<a href="#">[link]</a>	Internal	Passing Juice
<a href="#">Coalandflame</a>	Internal	Passing Juice
<a href="#">Forex</a>	Internal	Passing Juice
<a href="#">[link]</a>	Internal	Passing Juice
<a href="#">[comments]</a>	Internal	Passing Juice
<a href="#">higgeldypiggeldy1</a>	Internal	Passing Juice

## In-page links

<a href="#">Forex</a>	Internal	Passing Juice
<a href="#">[link]</a>	Internal	Passing Juice
<a href="#">[comments]</a>	Internal	Passing Juice
<a href="#">here.</a>	Internal	Passing Juice
<a href="#">ParallaxFX</a>	Internal	Passing Juice
<a href="#">Here's the spreadsheet for anyone that'd like it.</a>	Internal	Passing Juice
<a href="#">ParallaxFX's original thread</a>	Internal	Passing Juice
<a href="#">ParallaxFX's original thread</a>	Internal	Passing Juice
<a href="#">ForexBorex</a>	Internal	Passing Juice
<a href="#">Forex</a>	Internal	Passing Juice
<a href="#">[link]</a>	Internal	Passing Juice
<a href="#">[comments]</a>	Internal	Passing Juice
<a href="#">index</a>	Internal	Passing Juice
<a href="#">1753</a>	Internal	Passing Juice
<a href="#">1933</a>	Internal	Passing Juice
<a href="#">2232</a>	Internal	Passing Juice
<a href="#">1591</a>	Internal	Passing Juice
<a href="#">1089</a>	Internal	Passing Juice
<a href="#">3170</a>	Internal	Passing Juice
<a href="#">2645</a>	Internal	Passing Juice
<a href="#">3190</a>	Internal	Passing Juice
<a href="#">3920</a>	Internal	Passing Juice
<a href="#">1033</a>	Internal	Passing Juice
<a href="#">ig forex</a>	Internal	Passing Juice
<a href="#">top binary options brokers 2015</a>	Internal	Passing Juice
<a href="#">forex bonuses</a>	Internal	Passing Juice
<a href="#">forex dvds</a>	Internal	Passing Juice
<a href="#">binary options trading times</a>	Internal	Passing Juice

## In-page links

<a href="#">forex trading pdf</a>	Internal	Passing Juice
<a href="#">forex com minimum deposit</a>	Internal	Passing Juice
<a href="#">top forex brokers</a>	Internal	Passing Juice
<a href="#">we accept bitcoin</a>	Internal	Passing Juice
<a href="#">reliable forex signals</a>	Internal	Passing Juice
<a href="http://fiapholsdart.tk">http://fiapholsdart.tk</a>	External	Passing Juice




## SEO Keywords

	Keywords Cloud	time forex trading video all trade best frame join using
--	----------------	---



## Keywords Consistency

Keyword	Content	Title	Keywords	Description	Headings
time	10	✓	✓	✓	✓
forex	10	✓	✓	✓	✓
trade	9	✓	✓	✓	✓
frame	9	✓	✓	✓	✓
best	8	✓	✓	✓	✓












## Usability

	Url	Domain : limpristcoode.tk Length : 16
	Favicon	Very bad. We have not found shortcut icon. Icons are one of easy ways to attract regular visitors to your website more often.
	Printability	We could not find a Print-Friendly CSS.
	Language	Good. Your declared language is en.





## Usability

		
	Dublin Core	This page does not take advantage of Dublin Core.




## Document

	Doctype	HTML 5
	Encoding	Perfect. Your declared charset is UTF-8.
	W3C Validity	Errors : 0 Warnings : 0
	Email Privacy	Great no email address has been found in plain text!
	Deprecated HTML	Great! We haven't found deprecated HTML tags in your HTML.
	Speed Tips	<div><div></div> Excellent, your website doesn't use nested tables.</div> <div><div></div> Perfect. No inline css has been found in HTML tags!</div> <div><div></div> Great, your website has few CSS files.</div> <div><div></div> Perfect, your website has few JavaScript files.</div> <div><div></div> Perfect, your website takes advantage of gzip.</div>

## Mobile

	Mobile Optimization	<div><div></div> Apple Icon</div> <div><div></div> Meta Viewport Tag</div> <div><div></div> Flash content</div>
--	---------------------	--

## Optimization

	XML Sitemap	<p>Missing</p> <p>Your website does not have an XML sitemap - this can be problematic.</p> <p>A sitemap lists URLs that are available for crawling and can include additional information like your site's latest updates, frequency of changes and importance of the URLs. This allows search engines to crawl the site more intelligently.</p>
	Robots.txt	<p><a href="http://limpristcoode.tk/robots.txt">http://limpristcoode.tk/robots.txt</a></p> <p>Great, your website has a robots.txt file.</p>
	Analytics	<p>Missing</p> <p>We didn't detect an analytics tool installed on this website.</p> <p>Web analytics let you measure visitor activity on your website. You should have at least one analytics tool installed, but It can also be good to install a second in order to cross-check the data.</p>