

# Seo Analyzer reimerri.tk

Generated on December 08 2021 08:29 AM

The score is 60/100



## SEO Content

	Title	CNBC Binary Options <b>Length : 19</b> Perfect, your title contains between 10 and 70 characters.												
	Description	CNBC Binary Options reports highlight what has been an almost overnight explosion in the popularity of binary options trading. Along with the increased number of traders preferring the fast paced low cost trading of binary options is an equally explosive growth of the number of brokers offering the trading facility. <b>Length : 317</b> Ideally, your meta description should contain between 70 and 160 characters (spaces included). Use <a href="#">this free tool</a> to calculate text length.												
	Keywords	binary options cnbc Good, your page contains meta keywords.												
	Og Meta Properties	This page does not take advantage of Og Properties. This tags allows social crawler's better structurize your page. Use <a href="#">this free og properties generator</a> to create them.												
	Headings	<table><thead><tr><th>H1</th><th>H2</th><th>H3</th><th>H4</th><th>H5</th><th>H6</th></tr></thead><tbody><tr><td>209</td><td>1</td><td>0</td><td>0</td><td>5</td><td>151</td></tr></tbody></table> <ul style="list-style-type: none"><li>[H1] CNBC Binary Options</li><li>[H1] Stocks are ignoring the lack of a stimulus package from Congress, but that could change - (Source)</li><li>[H1] It's the economy</li><li>[H1] This past week saw the following moves in the S&amp;P:</li><li>[H1] Major Indices for this past week:</li><li>[H1] Major Futures Markets as of Friday's close:</li><li>[H1] Economic Calendar for the Week Ahead:</li><li>[H1] Percentage Changes for the Major Indices, WTD, MTD, QTD, YTD as of Friday's close:</li><li>[H1] S&amp;P Sectors for the Past Week:</li><li>[H1] Major Indices Pullback/Correction Levels as of Friday's close:</li></ul>	H1	H2	H3	H4	H5	H6	209	1	0	0	5	151
H1	H2	H3	H4	H5	H6									
209	1	0	0	5	151									

## SEO Content

- [H1] Major Indices Rally Levels as of Friday's close:
- [H1] Most Anticipated Earnings Releases for this week:
- [H1] Here are the upcoming IPO's for this week:
- [H1] Friday's Stock Analyst Upgrades & Downgrades:
- [H1] 4 Charts That Will Amaze You
- [H1] When a Few Basis Points Packs a Punch
- [H1] Retail Sales Rock to New Highs
- [H1] 100 Days of Gains
- [H1] B.I.G. Tips - New Highs In Sight
- [H1] STOCK MARKET VIDEO: Stock Market Analysis Video for Week Ending August 14th, 2020
- [H1] STOCK MARKET VIDEO: ShadowTrader Video Weekly 8.16.20
- [H1] Monday 8.17.20 Before Market Open:
- [H1] Monday 8.17.20 After Market Close:
- [H1] Tuesday 8.18.20 Before Market Open:
- [H1] Tuesday 8.18.20 After Market Close:
- [H1] Wednesday 8.19.20 Before Market Open:
- [H1] Wednesday 8.19.20 After Market Close:
- [H1] Thursday 8.20.20 Before Market Open:
- [H1] Thursday 8.20.20 After Market Close:
- [H1] Friday 8.21.20 Before Market Open:
- [H1] Friday 8.21.20 After Market Close:
- [H1] Walmart Inc. \$132.60
- [H1] (CLICK HERE FOR THE CHART!)
- [H1] NVIDIA Corp. \$462.56
- [H1] (CLICK HERE FOR THE CHART!)
- [H1] Alibaba Group Holding Ltd. \$253.97
- [H1] (CLICK HERE FOR THE CHART!)
- [H1] JD.com, Inc. \$62.06
- [H1] (CLICK HERE FOR THE CHART!)
- [H1] Home Depot, Inc. \$280.55
- [H1] (CLICK HERE FOR THE CHART!)
- [H1] Lowe's Companies, Inc. \$154.34
- [H1] (CLICK HERE FOR THE CHART!)
- [H1] Target Corp. \$136.53
- [H1] (CLICK HERE FOR THE CHART!)
- [H1] Sea Limited \$126.50
- [H1] (CLICK HERE FOR THE CHART!)
- [H1] Niu Technologies \$20.82
- [H1] (CLICK HERE FOR THE CHART!)
- [H1] BJ's Wholesale Club, Inc. \$41.48
- [H1] (CLICK HERE FOR THE CHART!)
- [H1] DISCUSS!
- [H1] Stocks are ignoring the lack of a stimulus package from Congress, but that could change - (Source)
- [H1] It's the economy
- [H1] This past week saw the following moves in the S&P:
- [H1] Major Indices for this past week:
- [H1] Major Futures Markets as of Friday's close:
- [H1] Economic Calendar for the Week Ahead:
- [H1] Percentage Changes for the Major Indices, WTD, MTD, QTD, YTD as of Friday's close:
- [H1] S&P Sectors for the Past Week:
- [H1] Major Indices Pullback/Correction Levels as of Friday's close:

## SEO Content

- [H1] Major Indices Rally Levels as of Friday's close:
- [H1] Most Anticipated Earnings Releases for this week:
- [H1] Here are the upcoming IPO's for this week:
- [H1] Friday's Stock Analyst Upgrades & Downgrades:
- [H1] 4 Charts That Will Amaze You
- [H1] When a Few Basis Points Packs a Punch
- [H1] Retail Sales Rock to New Highs
- [H1] 100 Days of Gains
- [H1] B.I.G. Tips - New Highs In Sight
- [H1] Rocket Reversals
- [H1] STOCK MARKET VIDEO: Stock Market Analysis Video for Week Ending August 14th, 2020
- [H1] STOCK MARKET VIDEO: ShadowTrader Video Weekly 8.16.20
- [H1] Monday 8.17.20 Before Market Open:
- [H1] Monday 8.17.20 After Market Close:
- [H1] Tuesday 8.18.20 Before Market Open:
- [H1] Tuesday 8.18.20 After Market Close:
- [H1] Wednesday 8.19.20 Before Market Open:
- [H1] Wednesday 8.19.20 After Market Close:
- [H1] Thursday 8.20.20 Before Market Open:
- [H1] Thursday 8.20.20 After Market Close:
- [H1] Friday 8.21.20 Before Market Open:
- [H1] Friday 8.21.20 After Market Close:
- [H1] Walmart Inc. \$132.60
- [H1] (CLICK HERE FOR THE CHART!)
- [H1] NVIDIA Corp. \$462.56
- [H1] (CLICK HERE FOR THE CHART!)
- [H1] Alibaba Group Holding Ltd. \$253.97
- [H1] (CLICK HERE FOR THE CHART!)
- [H1] JD.com, Inc. \$62.06
- [H1] (CLICK HERE FOR THE CHART!)
- [H1] Home Depot, Inc. \$280.55
- [H1] (CLICK HERE FOR THE CHART!)
- [H1] Lowe's Companies, Inc. \$154.34
- [H1] (CLICK HERE FOR THE CHART!)
- [H1] Target Corp. \$136.53
- [H1] (CLICK HERE FOR THE CHART!)
- [H1] Sea Limited \$126.50
- [H1] (CLICK HERE FOR THE CHART!)
- [H1] Niu Technologies \$20.82
- [H1] (CLICK HERE FOR THE CHART!)
- [H1] BJ's Wholesale Club, Inc. \$41.48
- [H1] (CLICK HERE FOR THE CHART!)
- [H1] DISCUSS!
- [H1] Fragile economic recovery faces first big test with June jobs report in the week ahead - (Source)
- [H1] Election ahead
- [H1] Stimulus
- [H1] This past week saw the following moves in the S&P:
- [H1] Major Indices for this past week:
- [H1] Major Futures Markets as of Friday's close:
- [H1] Economic Calendar for the Week Ahead:
- [H1] Percentage Changes for the Major Indices, WTD, MTD, QTD, YTD as of Friday's close:
- [H1] S&P Sectors for the Past Week:

## SEO Content

- [H1] Major Indices Pullback/Correction Levels as of Friday's close:
- [H1] Major Indices Rally Levels as of Friday's close:
- [H1] Most Anticipated Earnings Releases for this week:
- [H1] Here are the upcoming IPO's for this week:
- [H1] Friday's Stock Analyst Upgrades & Downgrades:
- [H1] When Will The Economy Recover?
- [H1] Nasdaq - Russell Spread Pulling the Rubber Band Tight
- [H1] Share Price Performance
- [H1] Nasdaq 2% Pullbacks From Record Highs
- [H1] Christmas in July: NASDAQ's Mid-Year Rally
- [H1] Tech Historically Leads Market Higher Until Q3 of Election Years
- [H1] STOCK MARKET VIDEO: Stock Market Analysis Video for Week Ending June 26th, 2020
- [H1] STOCK MARKET VIDEO: ShadowTrader Video Weekly 6.28.20
- [H1] Monday 6.29.20 Before Market Open:
- [H1] Monday 6.29.20 After Market Close:
- [H1] Tuesday 6.30.20 Before Market Open:
- [H1] Tuesday 6.30.20 After Market Close:
- [H1] Wednesday 7.1.20 Before Market Open:
- [H1] Wednesday 7.1.20 After Market Close:
- [H1] Thursday 7.2.20 Before Market Open:
- [H1] Thursday 7.2.20 After Market Close:
- [H1] Friday 7.3.20 Before Market Open:
- [H1] Friday 7.3.20 After Market Close:
- [H1] Micron Technology, Inc. \$48.49
- [H1] (CLICK HERE FOR THE CHART!)
- [H1] General Mills, Inc. \$59.21
- [H1] (CLICK HERE FOR THE CHART!)
- [H1] FedEx Corp. \$130.08
- [H1] (CLICK HERE FOR THE CHART!)
- [H1] Conagra Brands, Inc. \$32.64
- [H1] (CLICK HERE FOR THE CHART!)
- [H1] Constellation Brands, Inc. \$168.99
- [H1] (CLICK HERE FOR THE CHART!)
- [H1] Capri Holdings Limited \$14.37
- [H1] (CLICK HERE FOR THE CHART!)
- [H1] X Financial \$0.92
- [H1] (CLICK HERE FOR THE CHART!)
- [H1] Acuity Brands, Inc. \$84.45
- [H1] (CLICK HERE FOR THE CHART!)
- [H1] Methode Electronics, Inc. \$30.02
- [H1] (CLICK HERE FOR THE CHART!)
- [H1] UniFirst Corporation \$170.54
- [H1] (CLICK HERE FOR THE CHART!)
- [H1] DISCUSS!
- [H1] Stocks are ignoring the lack of a stimulus package from Congress, but that could change - (Source)
- [H1] It's the economy
- [H1] This past week saw the following moves in the S&P:
- [H1] Major Indices for this past week:
- [H1] Major Futures Markets as of Friday's close:
- [H1] Economic Calendar for the Week Ahead:
- [H1] Percentage Changes for the Major Indices, WTD, MTD,

## SEO Content

QTD, YTD as of Friday's close:

- [H1] S&P Sectors for the Past Week:
- [H1] Major Indices Pullback/Correction Levels as of Friday's close:
- [H1] Major Indices Rally Levels as of Friday's close:
- [H1] Most Anticipated Earnings Releases for this week:
- [H1] Here are the upcoming IPO's for this week:
- [H1] Friday's Stock Analyst Upgrades & Downgrades:
- [H1] 4 Charts That Will Amaze You
- [H1] When a Few Basis Points Packs a Punch
- [H1] Retail Sales Rock to New Highs
- [H1] 100 Days of Gains
- [H1] B.I.G. Tips - New Highs In Sight
- [H1] Rocket Reversals
- [H1] STOCK MARKET VIDEO: Stock Market Analysis Video for Week Ending August 14th, 2020
- [H1] STOCK MARKET VIDEO: ShadowTrader Video Weekly 8.16.20
- [H1] Monday 8.17.20 Before Market Open:
- [H1] Monday 8.17.20 After Market Close:
- [H1] Tuesday 8.18.20 Before Market Open:
- [H1] Tuesday 8.18.20 After Market Close:
- [H1] Wednesday 8.19.20 Before Market Open:
- [H1] Wednesday 8.19.20 After Market Close:
- [H1] Thursday 8.20.20 Before Market Open:
- [H1] Thursday 8.20.20 After Market Close:
- [H1] Friday 8.21.20 Before Market Open:
- [H1] Friday 8.21.20 After Market Close:
- [H1] Walmart Inc. \$132.60
- [H1] (CLICK HERE FOR THE CHART!)
- [H1] NVIDIA Corp. \$462.56
- [H1] (CLICK HERE FOR THE CHART!)
- [H1] Alibaba Group Holding Ltd. \$253.97
- [H1] (CLICK HERE FOR THE CHART!)
- [H1] JD.com, Inc. \$62.06
- [H1] (CLICK HERE FOR THE CHART!)
- [H1] Home Depot, Inc. \$280.55
- [H1] (CLICK HERE FOR THE CHART!)
- [H1] Lowe's Companies, Inc. \$154.34
- [H1] (CLICK HERE FOR THE CHART!)
- [H1] Target Corp. \$136.53
- [H1] (CLICK HERE FOR THE CHART!)
- [H1] Sea Limited \$126.50
- [H1] (CLICK HERE FOR THE CHART!)
- [H1] Niu Technologies \$20.82
- [H1] (CLICK HERE FOR THE CHART!)
- [H1] BJ's Wholesale Club, Inc. \$41.48
- [H1] (CLICK HERE FOR THE CHART!)
- [H1] DISCUSS!
- [H2] Options Trading Basics EXPLAINED (For Beginners) - YouTube
- [H5] Wall Street Week Ahead for the trading week beginning August 17th, 2020
- [H5] Everything You Always Wanted To Know About Swaps\* (\*But Were Afraid To Ask)
- [H5] Wall Street Week Ahead for the trading week beginning







## SEO Content

- [H6] ([CLICK HERE FOR FRIDAY'S AFTER-MARKET EARNINGS TIME & ESTIMATES!])
- [H6] (CLICK HERE FOR THE FULL S&P TREE MAP FOR THE PAST WEEK!)
- [H6] (CLICK HERE FOR THE MAJOR INDICES FOR THE PAST WEEK!)
- [H6] (CLICK HERE FOR THE MAJOR FUTURES INDICES AS OF FRIDAY!)
- [H6] (CLICK HERE FOR THE FULL ECONOMIC CALENDAR FOR THE WEEK AHEAD!)
- [H6] (CLICK HERE FOR THE CHART!)
- [H6] (CLICK HERE FOR THE CHART!)
- [H6] (CLICK HERE FOR THE CHART!)
- [H6] (CLICK HERE FOR THE CHART!)
- [H6] (CLICK HERE FOR THE CHART!)
- [H6] (CLICK HERE FOR THE CHART!)
- [H6] (CLICK HERE FOR THE CHART LINK #1!)
- [H6] (CLICK HERE FOR THE CHART LINK #2!)
- [H6] (CLICK HERE FOR THE CHART!)
- [H6] (CLICK HERE FOR THE CHART!)
- [H6] (CLICK HERE FOR THE CHART!)
- [H6] (CLICK HERE FOR THE CHART!)
- [H6] (CLICK HERE FOR THE CHART!)
- [H6] (CLICK HERE FOR THE CHART!)
- [H6] (CLICK HERE FOR THE CHART!)
- [H6] (CLICK HERE FOR THE CHART!)
- [H6] (CLICK HERE FOR THE CHART!)
- [H6] (CLICK HERE FOR THE CHART!)
- [H6] (CLICK HERE FOR THE CHART!)
- [H6] (CLICK HERE FOR THE CHART!)
- [H6] (CLICK HERE FOR THE CHART!)
- [H6] (CLICK HERE FOR THE CHART!)
- [H6] ([CLICK HERE FOR THE YOUTUBE VIDEO!])
- [H6] ([CLICK HERE FOR THE YOUTUBE VIDEO!])
- [H6] (CLICK HERE FOR NEXT WEEK'S MOST NOTABLE EARNINGS RELEASES!)
- [H6] (CLICK HERE FOR NEXT WEEK'S HIGHEST VOLATILITY EARNINGS RELEASES!)
- [H6] (CLICK HERE FOR MONDAY'S PRE-MARKET EARNINGS TIME & ESTIMATES!)
- [H6] (CLICK HERE FOR MONDAY'S AFTER-MARKET EARNINGS TIME & ESTIMATES!)
- [H6] (CLICK HERE FOR TUESDAY'S PRE-MARKET EARNINGS TIME & ESTIMATES!)
- [H6] (CLICK HERE FOR TUESDAY'S AFTER-MARKET EARNINGS TIME & ESTIMATES!)
- [H6] (CLICK HERE FOR WEDNESDAY'S PRE-MARKET EARNINGS TIME & ESTIMATES!)
- [H6] (CLICK HERE FOR WEDNESDAY'S AFTER-MARKET EARNINGS TIME & ESTIMATES!)
- [H6] (CLICK HERE FOR THURSDAY'S PRE-MARKET EARNINGS TIME & ESTIMATES!)
- [H6] (CLICK HERE FOR THURSDAY'S AFTER-MARKET EARNINGS TIME & ESTIMATES!)
- [H6] (CLICK HERE FOR FRIDAY'S PRE-MARKET EARNINGS TIME & ESTIMATES!)
- [H6] ([CLICK HERE FOR FRIDAY'S AFTER-MARKET EARNINGS TIME & ESTIMATES!])









## SEO Content

		5 alt attributes are empty or missing. Add alternative text so that search engines can better understand the content of your images.
	Text/HTML Ratio	Ratio : <b>1%</b>  This page's ratio of text to HTML code is below 15 percent, this means that your website probably needs more text content.
	Flash	Perfect, no Flash content has been detected on this page.
	Iframe	Too Bad, you have Iframes on the web pages, this mean that content in an Iframe cannot be indexed.

## SEO Links

	URL Rewrite	Good. Your links looks friendly!
	Underscores in the URLs	Perfect! No underscores detected in your URLs.
	In-page links	We found a total of 227 links including 0 link(s) to files
	Statistics	External Links : noFollow 0%  External Links : Passing Juice 0.44%  Internal Links 99.56%

## In-page links

Anchor	Type	Juice
<a href="#">stocks</a>	Internal	Passing Juice
<a href="#">(Source)</a>	Internal	Passing Juice
<a href="#">CLICK HERE FOR THE FULL S&amp;P TREE MAP FOR THE PAST WEEK!</a>	Internal	Passing Juice
<a href="#">CLICK HERE FOR THE MAJOR INDICES FOR THE PAST WEEK!</a>	Internal	Passing Juice



## In-page links

<a href="#">CLICK HERE FOR TUESDAY'S PRE-MARKET EARNINGS TIME &amp; ESTIMATES!</a>	Internal	Passing Juice
<a href="#">CLICK HERE FOR TUESDAY'S AFTER-MARKET EARNINGS TIME &amp; ESTIMATES!</a>	Internal	Passing Juice
<a href="#">CLICK HERE FOR WEDNESDAY'S PRE-MARKET EARNINGS TIME &amp; ESTIMATES!</a>	Internal	Passing Juice
<a href="#">CLICK HERE FOR WEDNESDAY'S AFTER-MARKET EARNINGS TIME &amp; ESTIMATES!</a>	Internal	Passing Juice
<a href="#">CLICK HERE FOR THURSDAY'S PRE-MARKET EARNINGS TIME &amp; ESTIMATES!</a>	Internal	Passing Juice
<a href="#">CLICK HERE FOR THURSDAY'S AFTER-MARKET EARNINGS TIME &amp; ESTIMATES!</a>	Internal	Passing Juice
<a href="#">CLICK HERE FOR FRIDAY'S PRE-MARKET EARNINGS TIME &amp; ESTIMATES!</a>	Internal	Passing Juice
<a href="#">CLICK HERE FOR THE CHART!</a>	Internal	Passing Juice
<a href="#">CLICK HERE FOR THE CHART!</a>	Internal	Passing Juice
<a href="#">CLICK HERE FOR THE CHART!</a>	Internal	Passing Juice
<a href="#">CLICK HERE FOR THE CHART!</a>	Internal	Passing Juice
<a href="#">CLICK HERE FOR THE CHART!</a>	Internal	Passing Juice
<a href="#">CLICK HERE FOR THE CHART!</a>	Internal	Passing Juice
<a href="#">CLICK HERE FOR THE CHART!</a>	Internal	Passing Juice
<a href="#">CLICK HERE FOR THE CHART!</a>	Internal	Passing Juice
<a href="#">CLICK HERE FOR THE CHART!</a>	Internal	Passing Juice
<a href="#">stocks</a>	Internal	Passing Juice
<a href="#">bigbear0083</a>	Internal	Passing Juice
<a href="#">stocks</a>	Internal	Passing Juice
<a href="#">[link]</a>	Internal	Passing Juice
<a href="#">[comments]</a>	Internal	Passing Juice
<a href="#">wallstreetbets</a>	Internal	Passing Juice
<a href="#">We all make like the divine Laura Dern circa 1992 on the daily</a>	Internal	Passing Juice
<a href="#">l</a>	Internal	Passing Juice











## In-page links

<a href="#">CLICK HERE FOR THE CHART!</a>	Internal	Passing Juice
<a href="#">CLICK HERE FOR THE CHART!</a>	Internal	Passing Juice
<a href="#">CLICK HERE FOR NEXT WEEK'S MOST NOTABLE EARNINGS RELEASES!</a>	Internal	Passing Juice
<a href="#">CLICK HERE FOR NEXT WEEK'S HIGHEST VOLATILITY EARNINGS RELEASES!</a>	Internal	Passing Juice
<a href="#">CLICK HERE FOR MONDAY'S PRE-MARKET EARNINGS TIME &amp; ESTIMATES!</a>	Internal	Passing Juice
<a href="#">CLICK HERE FOR MONDAY'S AFTER-MARKET EARNINGS TIME &amp; ESTIMATES!</a>	Internal	Passing Juice
<a href="#">CLICK HERE FOR TUESDAY'S PRE-MARKET EARNINGS TIME &amp; ESTIMATES!</a>	Internal	Passing Juice
<a href="#">CLICK HERE FOR TUESDAY'S AFTER-MARKET EARNINGS TIME &amp; ESTIMATES!</a>	Internal	Passing Juice
<a href="#">CLICK HERE FOR WEDNESDAY'S PRE-MARKET EARNINGS TIME &amp; ESTIMATES!</a>	Internal	Passing Juice
<a href="#">CLICK HERE FOR WEDNESDAY'S AFTER-MARKET EARNINGS TIME &amp; ESTIMATES!</a>	Internal	Passing Juice
<a href="#">CLICK HERE FOR THURSDAY'S PRE-MARKET EARNINGS TIME &amp; ESTIMATES!</a>	Internal	Passing Juice
<a href="#">CLICK HERE FOR FRIDAY'S PRE-MARKET EARNINGS TIME &amp; ESTIMATES!</a>	Internal	Passing Juice
<a href="#">CLICK HERE FOR THE CHART!</a>	Internal	Passing Juice
<a href="#">CLICK HERE FOR THE CHART!</a>	Internal	Passing Juice
<a href="#">CLICK HERE FOR THE CHART!</a>	Internal	Passing Juice
<a href="#">CLICK HERE FOR THE CHART!</a>	Internal	Passing Juice
<a href="#">CLICK HERE FOR THE CHART!</a>	Internal	Passing Juice
<a href="#">CLICK HERE FOR THE CHART!</a>	Internal	Passing Juice
<a href="#">CLICK HERE FOR THE CHART!</a>	Internal	Passing Juice
<a href="#">CLICK HERE FOR THE CHART!</a>	Internal	Passing Juice
<a href="#">CLICK HERE FOR THE CHART!</a>	Internal	Passing Juice
<a href="#">CLICK HERE FOR THE CHART!</a>	Internal	Passing Juice
<a href="#">StockMarket</a>	Internal	Passing Juice

## In-page links

<a href="#">bigbear0083</a>	Internal	Passing Juice
<a href="#">StockMarket</a>	Internal	Passing Juice
<a href="#">[link]</a>	Internal	Passing Juice
<a href="#">[comments]</a>	Internal	Passing Juice
<a href="#">index</a>	Internal	Passing Juice
<a href="#">1979</a>	Internal	Passing Juice
<a href="#">4783</a>	Internal	Passing Juice
<a href="#">3152</a>	Internal	Passing Juice
<a href="#">970</a>	Internal	Passing Juice
<a href="#">3921</a>	Internal	Passing Juice
<a href="#">3172</a>	Internal	Passing Juice
<a href="#">5101</a>	Internal	Passing Juice
<a href="#">best bitcoin mining pool for slow miners</a>	Internal	Passing Juice
<a href="#">forex crunch</a>	Internal	Passing Juice
<a href="#">forex car</a>	Internal	Passing Juice
<a href="#">zup forex</a>	Internal	Passing Juice
<a href="#">forex girls</a>	Internal	Passing Juice
<a href="#">forex tech</a>	Internal	Passing Juice
<a href="#">bitcoin mining buy</a>	Internal	Passing Juice
<a href="#">binary currency options</a>	Internal	Passing Juice
<a href="#">forex binary option trade</a>	Internal	Passing Juice
<a href="#">what is hedging in forex</a>	Internal	Passing Juice
<a href="https://lybanlifidistkund.tk">https://lybanlifidistkund.tk</a>	External	Passing Juice

## SEO Keywords








Keywords Cloud

trading strategy **options** financial profitable  
**binary** cnbc queue account option





## Keywords Consistency

Keyword	Content	Title	Keywords	Description	Headings
binary	8	✓	✓	✓	✓
options	6	✓	✓	✓	✓
cnbc	4	✓	✓	✓	✓
strategy	4	✗	✗	✗	✗
trading	4	✗	✗	✓	✓



## Usability

	Url	Domain : reimerri.tk Length : 11
	Favicon	Very bad. We have not found shortcut icon. Icons are one of easy ways to attract regular visitors to your website more often.
	Printability	We could not find a Print-Friendly CSS.
	Language	Good. Your declared language is en.
	Dublin Core	This page does not take advantage of Dublin Core.


## Document

	Doctype	HTML 5
	Encoding	Perfect. Your declared charset is UTF-8.
	W3C Validity	Errors : 225 Warnings : 1
	Email Privacy	Great no email address has been found in plain text!




## Document

	Deprecated HTML	Great! We haven't found deprecated HTML tags in your HTML.
	Speed Tips	<ul style="list-style-type: none"><li>✓ Excellent, your website doesn't use nested tables.</li><li>✓ Perfect. No inline css has been found in HTML tags!</li><li>✓ Great, your website has few CSS files.</li><li>✓ Perfect, your website has few JavaScript files.</li><li>✓ Perfect, your website takes advantage of gzip.</li></ul>

## Mobile

	Mobile Optimization	<ul style="list-style-type: none"><li>✗ Apple Icon</li><li>✓ Meta Viewport Tag</li><li>✓ Flash content</li></ul>
--	---------------------	--

## Optimization

	XML Sitemap	<p>Missing</p> <p>Your website does not have an XML sitemap - this can be problematic.</p> <p>A sitemap lists URLs that are available for crawling and can include additional information like your site's latest updates, frequency of changes and importance of the URLs. This allows search engines to crawl the site more intelligently.</p>
	Robots.txt	<p><a href="http://reimerri.tk/robots.txt">http://reimerri.tk/robots.txt</a></p> <p>Great, your website has a robots.txt file.</p>
	Analytics	<p>Missing</p> <p>We didn't detect an analytics tool installed on this website.</p> <p>Web analytics let you measure visitor activity on your website. You should have at least one analytics tool installed, but It can also be good to install a second in order to cross-check the data.</p>